



Kanban

SYSTEMS



TABLE OF CONTENTS

TABLE OF CONTENTS

- LEAN SUPPLY MANAGEMENT 3
- BUILD YOUR FOUNDATION 4-6
 - BENEFITS OF FINE MESH BASKET SHELVING 4
 - PARWIRE® 4
 - PARWALL® FINE MESH BASKET SHELVING 5
 - LEAN WALL FINE MESH BASKET SHELVING 5
 - LOUVERED PANEL FINE MESH BASKET SHELVING 6
 - LQS FLAT WIRE SHELVING 6
- ADD DIVIDERS 7-11
 - FINE MESH BASKET SHELVING 7
 - LQS WIRE SHELVING 8
 - KANBAN SYSTEMS 9-11
- ADD LABELS 12-13
- UPGRADE TO INTELLI-FLIP™ 14
- ADD BASKETS & BINS 15

LEAN SUPPLY MANAGEMENT

With healthcare costs increasing dramatically and staffing shortages on the rise, eliminating waste from your facility's supply chain has never been more important. **Lean Supply Management** can solve many common supply chain issues. LogiQuip storage solution products and services leverage **Lean** principles including **Kanban Pulls** to take inventory management to a system-driven solution that helps to streamline processes and reduce supply chain costs.

+ ON-SITE ANALYSIS

A LogiQuip Sales Representative will partner with you to do an **On-Site Analysis** to better understand your needs and goals. Our unique storage products combined with this expert **On-Site Analysis** and **CAD Design Services** can nearly double storage capacity or significantly reduce the storage footprint for similar inventory items. The results are effectively maximized space and inventory.

+ WORK FLOW MAPPING & OPTIMIZATION

During your **On-Site Analysis**, your Sales Representative will **Map** your current processes and origination structure to identify and eliminate waste to optimize your work flow. In addition, LogiQuip's **CAD Design Process** can assist with visualization of current and ideal state of PAR locations throughout your facility.

+ LEAN & CLEAN INVENTORY STORAGE

Plastic storage bins are widely used but accumulate dirt, dust and debris. Logiquip **Fine Mesh Basket Shelves** eliminate dirt and debris entrapment to virtually eliminate the need for cleaning maintenance.

+ KANBAN SYSTEMS

Implementing **Lean** inventory pull management with **Kanban Triggers** can solve many common supply problems: hoarding, stock outs, product expiration, excessive PAR levels, unorganized supply storage and clinician supply chain involvement.

LogiQuip has developed several accessories for our product lines including our **Kanban Flippers** and **Intelli-Flip System** that help ensure supplies are available when and where they are needed to enable smooth, efficient workflows.

Build Your Foundation

Store up to **40% More**

Store up to 40% more with LogiQuip's Fine Mesh Basket Shelving, Patented Kanban Flippers and Intelli-Flip® System. Leveraging Lean principles including Kanban Pulls, take your inventory management to a streamlined, system-driven workflow.

+ Basket Dividers

+ Kanban Flippers

Upgrade to Intelli-Flip™

The infographic features a teal background with white line-art icons. On the left, a circular gauge shows 'Store up to 40% More'. The central section, titled 'Build Your Foundation', displays various storage components: wire shelving units, mesh baskets, and dividers. Below these are icons for 'Basket Dividers' and 'Kanban Flippers'. On the right, an upward-pointing arrow is followed by the text 'Upgrade to Intelli-Flip™', with icons for a laptop, a wireless signal, and a small electronic device.

BUILD YOUR FOUNDATION

LogiQuip® ParWire® and ParWall® with Fine Mesh Basket Shelf design, and LQS Wire Shelving help to increase storage capacity when using our unique Kanban System. Ideal for storage of even your smallest items, our Fine Mesh Basket Shelving comes in a variety of sizes and can be FRAME, POST, or LOUVERED PANEL mounted for easy customization. Pair our Fine Mesh Basket Shelving or LQS Wire Shelving with our patented Kanban Flippers and Intelli-Flip™ System to create a Lean, system-driven process that helps reduce supply chain costs and eliminate stockouts.

BENEFITS OF FINE MESH BASKET SHELVING

- Higher capacity than LQS Flat Wire Shelving
- More SKU's with higher PARS
- No lost space on basket shelf with wire dividers
- Eliminates plastic bin maintenance
- Total visibility of inventory
- Fine Mesh Basket design allows debris to fall through the shelf vs. the traditional Two-Bin System
- Compatible with Kanban Flippers and Intelli-Flip



2436CH - LQS FLAT SHELF LOADED WITH PLASTIC 2-BIN SYSTEM

VS.



PRRG2436 - PARWIRE FINE MESH BASKET WITH DIVIDERS & KANBAN FLIPPERS

PARWIRE

- 18" or 24" deep
- 24", 36", 48" or 60" wide
- Compatible with 1" posts
- ParWire Basket Shelves come in STANDARD, SLANTED and GLIDE
- Available in Kits, or can be customized and paired with LQS Flat Wire and Basket Shelves



SLANTED

STANDARD

GLIDE

PARWALL FINE MESH BASKET SHELVING

LogiQuip's Freestanding ParWall Systems are designed with a heavy-duty steel frame that allows maximum visibility and can be **Single-** or **Double-Sided**. The slots are on 1-inch centers allowing users to configure **Baskets** to fit any need. Using the special **Brackets** allows the placement of a **Slanted Basket** on top for increased visibility and easy access.


- Full width **Basket Shelves** 36" or 48"
- Full depth **Basket Shelves** of 12" or 18"
- Mobile or Stationary
- Accepts STANDARD and SLANTED Fine Mesh Basket Shelving



LEAN WALL FINE MESH BASKET SHELVING

LogiQuip's Lean Wall System is more flexible than **Louvered Panels** since it allows you to plan around obstructions on the wall such as fire extinguishers outlets, vents, and more. The **Lean Wall System** can be 12" or 18" deep and comfortably accommodate up to seven (7) **Baskets** vertically. It can accept **Slanted Baskets** for easier access. **Bin Rails** are available for **Akro-Style Bins**, **Tilt Bins**, **Pegs**, and **Spikes**. Maximum weight load is 50 pounds per Basket.


- 12" or 18" deep
- 18", 36" and 48" wide
- Mounted on $\frac{3}{4}$ " frame for flexibility to work around outlets, vents, etc.
- Accepts STANDARD and SLANTED Fine Mesh Basket Shelving as well as **Akro-Style Bins**, **Tilt Bins**, **Pegs** and **Spikes**



LOUVERED PANEL FINE MESH BASKET SHELVING

ParWall® on **Louvered Panels** keeps products off the floor, allowing utilization of various accessories. Using ParWall **Baskets** on **Louvered Panels** increases storage capacity over plastic **Bins** by increasing the depth, removing wasted space between **Bins**, and maximizing the lane capacity.

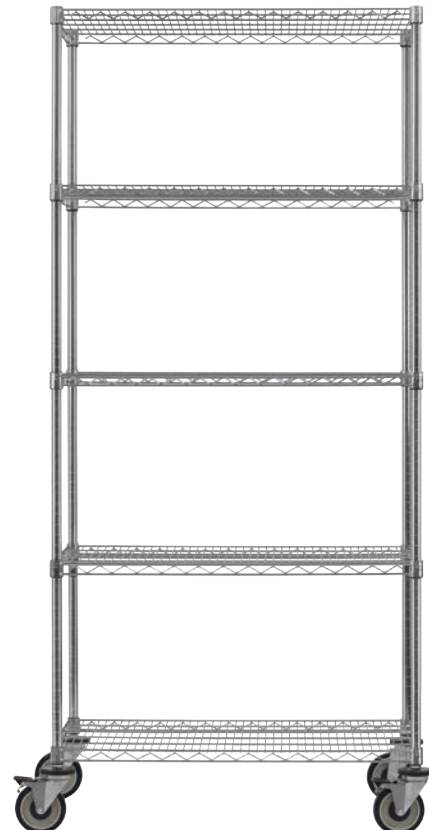
- Accommodates six (6) **Baskets** vertically
- 12" or 18" deep
- 18", 36" or 48" wide
- Accepts **STANDARD** and **SLANTED Fine Mesh Basket Shelving** as well as **Akro-Style Bins, Tilt Bins, Pegs and Spikes**



LQS FLAT WIRE SHELVING

LogiQuip's **Standard (LQS)** line of **Wire Shelving** is anything but standard. **LQS Wire Shelving** and **Posts** begin with a carbon steel core that is double chrome plated for strength and durability that lasts. With a wide variety of configurations available to meet any of your organizational needs, our **LQS Wire Shelving Line** is flexible enough to be used virtually anywhere within your facility for easy and efficient storage.

- 18" or 24" deep **Shelves** and heavy-duty **Basket Shelves**
- 24", 36", 48", 60" and 72" wide
- **Mobile, Stationary, Enclosed, Dolly, and Security Carts**
- Capacity between 600-800 pounds, depending on **Shelf size**




ADD DIVIDERS - FINE MESH BASKET SHELVING

Standard Lane Dividers and **Sub-Dividers** remove the need for the traditional plastic bins that collect dust and debris. By eliminating plastic bins, you gain storage space and remove the cleaning maintenance that comes with plastic bins.

STANDARD LANE DIVIDERS

Standard Dividers are used to divide ParWall Shelving from front to back. They come in lengths of 12" or 18" x 6" high.

STANDARD LANE DIVIDERS		
MODEL	DESCRIPTION	W x H - IN.
DVW126	Front/Back Divider	12 x 6
DVW186-2	Front/Back Divider	18 x 6

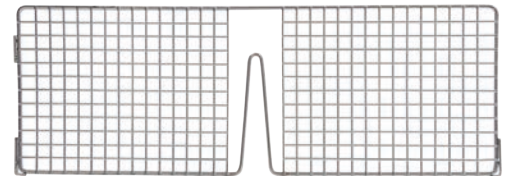


MODEL #
DVW186-2

FINE MESH LANE DIVIDERS

Fine Mesh Lane Dividers are used to divide ParWall Shelving from front to back and allows for the storage of smaller items.

FINE MESH LANE DIVIDERS*		
MODEL	DESCRIPTION	W x H - IN.
DVW126FMPF	Front/Back Divider	12 x 6
DVW186FMPF	Front/Back Divider	18 x 6
DVW246FMPF	Front/Back Divider	24 x 6



MODEL #
DVW186FMPF

*Contact Customer Support for additional divider sizes.

SUB-DIVIDERS


Leverage **Fine Mesh** and **Standard Sub-Dividers** to create multiple "bins" within each column with using traditional **Bins**.

FINE MESH SUB-DIVIDERS	
MODEL	W x H - IN.
DVW33FMPF	3 x 3



MODEL # DVW33FMPF

STANDARD SUB-DIVIDERS	
MODEL	D x W x H - IN.
DVW44PF	4 x 4
DVW63PF	6 x 3
DVW64PF	6 x 4
DVW66PF	6 x 6
DVW104PF	10 x 4



MODEL # DVW104PF

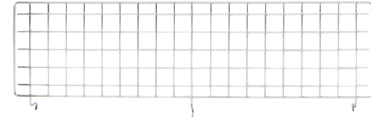
ADD DIVIDERS - LQS WIRE SHELVING

+ DIVIDERS FOR WIRE SHELVES & BASKETS

Dividers for Wire Shelves and Baskets are nickel-chrome plated. All designs with the 3-hook bottom fit **Standard Wire Shelves** and **Wire Baskets**. Dividers are available in 6" and 8" heights.

18" DEEP DIVIDERS	
MODEL	D x H - IN.
CFDIV186	18 x 6

24" DEEP DIVIDERS	
MODEL	D x H - IN.
CFDIV246	24 x 6
CFDIV248	24 x 8

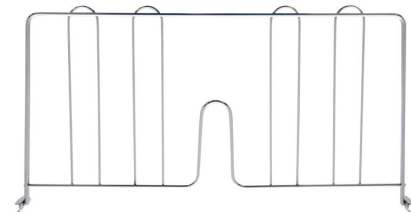


MODEL#
CFDIV246

+ DIVIDERS FOR WIRE SHELVES

Dividers for Wire Shelves are nickel-chrome plated and fit ALL **Standard Wire Shelves**. Dividers are 8" high and lock securely on the shelf with the 2-hook bottom.

8" HIGH DIVIDERS	
MODEL	D x H - IN.
D188CH	18 x 8
D248CH	24 x 8




MODEL#
D188CH

+ DIVIDERS & RODS FOR WIRE BASKETS


Dividers are available in two sizes – 18" and 24". Each **Rod** includes four (4) clips.

RODS		
MODEL	DESCRIPTION	DEPTH - IN.
SB20RCH	18" Rod	18
SB24RCH	24" Rod	24



MODEL#
SBR20RCH

DIVIDERS		
MODEL	DESCRIPTION	D x W - IN.
SBDIV208CH	18" Divider	18 x 8
SBDIV248CH	24" Divider	24 x 8



MODEL#
SBDIV208CH


ADD KANBAN FLIPPER SYSTEMS

The LogiQuip® patented **Kanban Flipper System** creates a **Kanban Trigger** when the caregiver accesses the safety stock by lowering the **Kanban Flipper**, creating a visual cue to order more supplies. Available in 7" or 8.5" depths, our **Kanban Flippers** can be used with our **ParWire** and **ParWall Fine Mesh Baskets Shelves**, **LQS Flat Wire Shelves**, and **Waterfall Edge Shelves**. Use the **Kanban Adaptor** to attach the **Kanban Flipper** to **LQS Flat Wire** or **Waterfall Edge Shelving**.

KANBAN FLIPPERS WITH CLIPS & LABELS

- The label face is 1.5" high by the width of the **Divider** as shown in the chart (right)
- Use the 7" deep **Dividers** for 12" and 18" deep **Fine Mesh Basket Shelving** and 18" and 24" **LQS Flat Wire** and **Waterfall Edge Shelving**.
- Use the 8.5" deep **Dividers** for 24" deep **Fine Mesh Basket**, **LQS Flat Wire**, and **Waterfall Edge Shelving**
- Available as **Singles** or in **Packs of 10** and includes **REORDER** Labels

MODEL # DVKB127-1



SINGLE KANBAN FLIPPER WITH CLIPS & LABELS		
MODEL	DESCRIPTION	W x D x H - IN.
DVKB27-1	(1) Divider, (2) Clips, (1) Label	1.75 x 7 x 1.5
DVKB37-1	(1) Divider, (2) Clips, (1) Label	2.75 x 7 x 1.5
DVKB39-1	(1) Divider, (2) Clips, (1) Label	2.75 x 8.5 x 1.5
DVKB47-1	(1) Divider, (2) Clips, (1) Label	3.75 x 7 x 1.5
DVKB49-1	(1) Divider, (2) Clips, (1) Label	3.75 x 8.5 x 1.5
DVKB67-1	(1) Divider, (2) Clips, (1) Label	5.75 x 7 x 1.5
DVKB69-1	(1) Divider, (2) Clips, (1) Label	5.75 x 8.5 x 1.5
DVKB97-1	(1) Divider, (2) Clips, (1) Label	8.75 x 7 x 1.5
DVKB99-1	(1) Divider, (2) Clips, (1) Label	8.75 x 8.5 x 1.5
DVKB127-1	(1) Divider, (2) Clips, (1) Label	11.75 x 7 x 1.5
DVKB129-1	(1) Divider, (2) Clips, (1) Label	11.75 x 8.5 x 1.5
DVKB187-1	(1) Divider, (3) Clips, (1) Label	17.75 x 7 x 1.5
DVKB189-1	(1) Divider, (3) Clips, (1) Label	17.75 x 8.5 x 1.5
DVKB207-1	(1) Divider, (3) Clips, (1) Label	20 x 7 x 1.5
DVKB209-1	(1) Divider, (3) Clips, (1) Label	20 x 8.5 x 1.5
DVKB247-1	(1) Divider, (4) Clips, (1) Label	24 x 7 x 1.5
DVKB249-1	(1) Divider, (4) Clips, (1) Label	24 x 8.5 x 1.5
DVKB357-1	(1) Divider, (4) Clips, (1) Label	35 x 7 x 1.5
DVKB359-1	(1) Divider, (4) Clips, (1) Label	35 x 8.5 x 1.5




ADD KANBAN FLIPPER SYSTEMS


KANBAN FLIPPERS WITH CLIPS, ADAPTORS & LABELS

The LQS Flat Wire Kanban Flippers with Adaptors comes in two depths and are available as **Singles** or in **Packs of 10** and includes **REORDER** Labels. Use the 7" deep Dividers for 18" and 24" LQS Flat Wire and Waterfall Edge Shelving. For 24" deep LQS Flat Wire and Waterfall Edge Shelving use the 8.5" deep Dividers.

SINGLE KANBAN FLIPPER WITH CLIPS, ADAPTORS & LABELS		
MODEL	DESCRIPTION	W x D x H - IN.
DVKB67-1B	(1) Divider, (2) Clips, (2) Adaptors, (1) Label	5.75 x 7 x 1.5
DVKB69-1B	(1) Divider, (2) Clips, (2) Adaptors, (1) Label	5.75 x 8.5 x 1.5
DVKB97-1B	(1) Divider, (2) Clips, (2) Adaptors, (1) Label	8.75 x 7 x 1.5
DVKB99-1B	(1) Divider, (2) Clips, (2) Adaptors, (1) Label	8.75 x 8.5 x 1.5
DVKB127-1B	(1) Divider, (2) Clips, (2) Adaptors, (1) Label	11.75 x 7 x 1.5
DVKB129-1B	(1) Divider, (2) Clips, (2) Adaptors, (1) Label	11.75 x 8.5 x 1.5
DVKB187-1B	(1) Divider, (3) Clips, (3) Adaptors, (1) Label	17.75 x 7 x 1.5
DVKB189-1B	(1) Divider, (3) Clips, (3) Adaptors, (1) Label	17.75 x 8.5 x 1.5
DVKB207-1B	(1) Divider, (3) Clips, (3) Adaptors, (1) Label	20 x 7 x 1.5
DVKB209-1B	(1) Divider, (3) Clips, (3) Adaptors, (1) Label	20 x 8.5 x 1.5
DVKB247-1B	(1) Divider, (4) Clips, (4) Adaptors, (1) Label	24 x 7 x 1.5
DVKB249-1B	(1) Divider, (4) Clips, (4) Adaptors, (1) Label	24 x 8.5 x 1.5
DVKB357-1B	(1) Divider, (4) Clips, (4) Adaptors, (1) Label	35 x 7 x 1.5
DVKB359-1B	(1) Divider, (4) Clips, (4) Adaptors, (1) Label	35 x 8.5 x 1.5



MODEL #
DVKB127-1B



MODEL #
DVKB209-10B
(Pack of 10)

ADD KANBAN FLIPPER SYSTEMS

KANBAN LABELS

Kanban Labels are available in four (4) sizes for easy application onto Kanban Flippers. Simply peel and stick. These have a matte finish to minimize the glare from overhead lights and can withstand heavy-duty cleaners.

KANBAN LABELS		
PACK OF 1	PACK OF 25	W X H - IN.
LHKB21	LHKB225	1.75 x 1.25
LHKB41	LHKB425	3.75 x 1.25
LHKB61	LHKB625	5.75 x 1.25
LHKB181	LHKB1825	17.75 x 1.25



KANBAN ADAPTOR

The Kanban Adaptor allows the Kanban Flipper to attach to LQS Flat Wire and Waterfall Edge Shelving.

KANBAN ADAPTOR
MODEL
DVKBADAPTOR




ADD LABELS

LogiQuip's robust **Label Holder** offering provides an easy solution for labeling supplies. In addition to making it easier for Healthcare Professionals to quickly find the supplies they are looking for, they can also help to streamline restocking. With several options and colors available, we have the right solution for you.


3-INCH LABEL HOLDERS

Compatible with our **ParWire®**, **ParWall®**, **ParStor®**, **LogiCell®**, and **LQS Wire Shelving**, our variety of **3-Inch Label Holder** colors aid in color coding inventory, making supplies easier to find. These 1" W x 3" H **Label Holders** include a loop for attaching to **Shelves** or **Baskets**, come in bags of 50, and can be used on **ParWire Basket Shelving** and **LQS Shelving**.

Choose from 9 colors; Blue, Red, Pink, Yellow, Orange, Green, Purple, Black, and Opaque.




MODEL# LH3-BLUE



3-INCH LABEL HOLDERS	
MODEL	COLOR
LH3-BLUE	Blue
LH3-RED	Red
LH3-PINK	Pink
LH3-YELLOW	Yellow
LH3-ORANGE	Orange
LH3-GREEN	Green
LH3-PURPLE	Purple
LH3-BLACK	Black
LH3	Opaque

3-POSITION LABEL HOLDERS FOR LQS FLAT WIRE SHELVING

Wire Shelving 3-Position Label Holders can be installed in three (3) positions; flat, a 10° angle or a 30° angle. These **Label Holders** have a clear front cover with either **Clear (CL)** or **Blue (BL)** color support.



Clear Label




Blue Label - showing flat, 10° and 30°

3-POSITION LABEL HOLDERS		
BLUE	CLEAR	FOR SHELF WIDTH
LH03BL	LH03CL	3"
LH24BL	LH24CL	24"
LH30BL	LH30CL	30"
LH36BL	LH36CL	36"
LH42BL	LH42CL	42"
LH48BL	LH48CL	48"
LH54BL	LH54CL	54"
LH60BL	LH60CL	60"
LH72BL	LH72CL	72"

ADD LABELS

PARWIRE® BASKET SHELVING

Label Holders for ParWall® and ParWire Basket Shelving are available in multiple sizes and two (2) colors; Clear (CL) or Blue (BL).



For ParWall, ParWire & LQS Baskets



For ParWire
Glide Baskets

PARWALL LABEL HOLDERS		
BLUE	CLEAR	FOR SHELF WIDTH
LH18BLPW	LH18CLPW	18"
LH36BLPW	LH36CLPW	36"
LH48BLPW	LH48CLPW	48"


PARWIRE & LQS BASKET LABEL HOLDERS		
BLUE	CLEAR	FOR SHELF WIDTH
LH24BLPRSB	LH24CLPRSB	24"
LH36BLPRSB	LH36CLPRSB	36"
LH48BLPRSB	LH48CLPRSB	48"
LH60BLPRSB	LH60CLPRSB	60"

PARWIRE GLIDE BASKET LABEL HOLDERS		
BLUE	CLEAR	FOR SHELF WIDTH
LH36BLSO	LH36CLSO	36"
LH48BLSO	LH48CLSO	48"
LH60BLSO	LH60CLSO	60"

LABEL HOLDERS FOR WATERFALL EDGE SHELVING

Waterfall Label Holders are available in three (3) sizes and have a clear front cover with either Clear (CL) or Blue (BL) color support.

WATERFALL EDGE SHELVING LABEL HOLDERS		
BLUE	CLEAR	FOR SHELF WIDTH
LH48BLWF	LH48CLWF	48"
LH60BLWF	LH60CLWF	60"
LH72BLWF	LH72CLWF	72"



Also available in
Clear (CL)

LABEL HOLDER FOR SUTURE SHELVES

Suture Shelf Label Holders are available in three sizes. Single-Sided Shelves will use one (1) Label Holder and Double-Sided Shelves will use two (2) Label Holders, one on each side.

SUTURE LABEL HOLDERS	
MODEL	FOR SHELF WIDTH
STRLH24BL	24"
STRLH36BL	36"
STRLH48BL	48"



UPGRADE TO INTELLI-FLIP™

LogiQuip's patented **Intelli-Flip System** is a simple, intuitive tool that automates inventory management, **saving up to 50 minutes per PAR location per day**. This helps to ensure you have the supplies you need when you need them. **NO SCANNING. NO WEIGHT CALIBRATION. NO WIRES TO WORK AROUND.**

+ SIMPLE & RESPONSIVE

An **Intelli-Flip Monitor** is attached to each **Kanban Flipper**. When the caregiver accesses the supplies in the second bin, by lowering the **Flipper**, a signal is sent to the **Portal** that inventory needs to be replenished. **NO SCANNING REQUIRED.**

+ INTELLI-FLIP PORTAL

Track inventory, velocity trends, days on hand, stock levels, and system status updates on **Monitor** function through a secure **Portal** on Intelli-Flip.net. **NO NEED TO GO TO THE PAR LOCATION.**

+ ERP INTEGRATION

Easily create orders with **ERP Integration**. **Intelli-Flip** can be integrated into your **ERP System** to automate ordering, reducing stock-outs and expired products.

+ ACCESS CONTROL

Users will have access to system data and adjustments based on assigned level of responsibility. Training by user level will be done upon install.

+ INTELLI-FLIP CONNECT

Intelli-Flip Connect is an exclusive feature that allows the system to move to a cellular connection if the Wi-Fi signal is lost. This helps to ensure you never lose information.

+ IMPLEMENTATION

LogiQuip has teams of experienced professionals that will install and set up the system and train your staff for you.

Access Inventory



Lower Kanban Flipper to Signal to the Portal that Inventory Needs to be Replenished



Access Supplies in the Second Bin



INTELLI-FLIP SYSTEM	
MODEL	DESCRIPTION
IFM2-STD	Monitor
IFC2-CELL	Controller



Model #
IFM2-STD




Model #
IFC2-CELL

ADD FINE MESH WIRE BASKETS + SHELF BINS

FINE MESH BASKET BINS

Create a **Two-Bin** system on **Flat Wire Shelving** with these **Fine Mesh Basket Bins** that require less maintenance.


FINE MESH BASKET BINS	
MODEL	D x W x H - IN.
B340W	10.5 x 8 x 7
B341W	10.75 x 5.5 x 5
B346W	10.75 x 11 x 5



SHELF BINS

Build out the traditional **Two-Bin** system using LogiQuip **Shelf Bins** on our **LQS Flat Wire Shelving**. These durable polypropylene **Shelf Bins** are one-piece construction and come in a variety of sizes and colors[†] to fit any need. **Shelf Bins** can also nest inside of one another for easy, compact storage. Cross-wise **Black Dividers** are optional and sold separately unless noted below.

NOTE: Must order in the stated carton quantities listed below.



MODEL#
SB120B

SHELF BINS + DIVIDERS						
MODEL	COLOR [†]	BIN CARTON QUANTITY	D x W x H - IN.	OPTIONAL BLACK DIVIDERS	DIVIDER CARTON QUANTITY	
SB110	Blue (B), Clear (CL), Green (G), Red (R), Yellow (Y)	24	11.62 x 2.75 x 4	-	-	
SB120	Blue (B), Clear (CL), Green (G), Red (R), Yellow (Y)	24	11.62 x 4.12 x 4	SBD120	24	
SB130	Blue (B), Clear (CL), Green (G), Red (R), Yellow (Y)	12	11.62 x 6.62 x 4	SBD130	24	
SB150	Blue (B), Clear (CL), Green (G), Red (R), Yellow (Y)	12	11.62 x 8.37 x 4	SBD150	24	
SB170	Blue (B), Clear (CL), Green (G), Red (R), Yellow (Y)	12	11.62 x 11.12 x 4	SBD170	24	
SB128	Blue (B), Clear (CL), Green (G), Red (R), Yellow (Y)	12	17.87 x 4.12 x 4	SBD120	24	
SB138	Blue (B), Clear (CL), Green (G), Red (R), Yellow (Y)	12	17.87 x 6.62 x 4	SBD130	24	
SB158	Blue (B), Clear (CL), Green (G), Red (R), Yellow (Y)	12	17.87 x 8.37 x 4	SBD150	24	
SB178	Blue (B), Clear (CL), Green (G), Red (R), Yellow (Y)	12	17.87 x 11.12 x 4	SBD170	24	
SB124	Blue (B), Clear (CL), Green (G), Red (R), Yellow (Y)	12	23.62 x 4.12 x 4	SBD120	24	
SB164	Blue (B), Clear (CL), Green (G), Red (R), Yellow (Y)	6	23.62 x 6.62 x 4	SBD130	24	
SB184	Blue (B), Clear (CL), Green (G), Red (R), Yellow (Y)	6	23.62 x 8.37 x 4	SBD150	24	
SB174	Blue (B), Clear (CL), Green (G), Red (R), Yellow (Y)	6	23.62 x 11.12 x 4	SBD170	24	
SB348	Only Beige	6	20.5 x 8.25 x 7	SBD348*	6	
SB358	Only Beige	6	20.5 x 11 x 7	SBD358*	6	

*Dividers are included with these Extra large Shelf Bins.

[†]Add the correct color code to the end of the Shelf Bin model number. Shelf Bin colors; B=Blue, CL=Clear, G=Green, R=Red, Y=Yellow



www.logiquip.com

(800) 665-3760 | customerexperience@logiquip.net

3.2024