



WorkSTATIONS



LOGIQUIP® WORKSTATIONS

Our exclusive line of **Height Adjustable Workstations** are available with an **Electric** or **Hand-Crank** height adjustment mechanism giving you an efficient and ergonomic workspace. The **Electric** powered unit has a maximum weight load of 400 pounds, and the **Hand-Crank** version has a maximum of 150 pounds. With **304 Stainless Steel** tabletops and rear uprights, our **Workstations** allow for the use of a wide range of accessories, including **ParWall™ Baskets** and **Shelves**.

HEIGHT ADJUSTABLE WORKSTATION

LogiQuip offers two **Height Adjustable Workstation** options (**Electric** and **Hand-Crank**) that adjust from 34" to 52". This ergonomic option provides a comfortable and efficient workspace.

ACCESSORIES

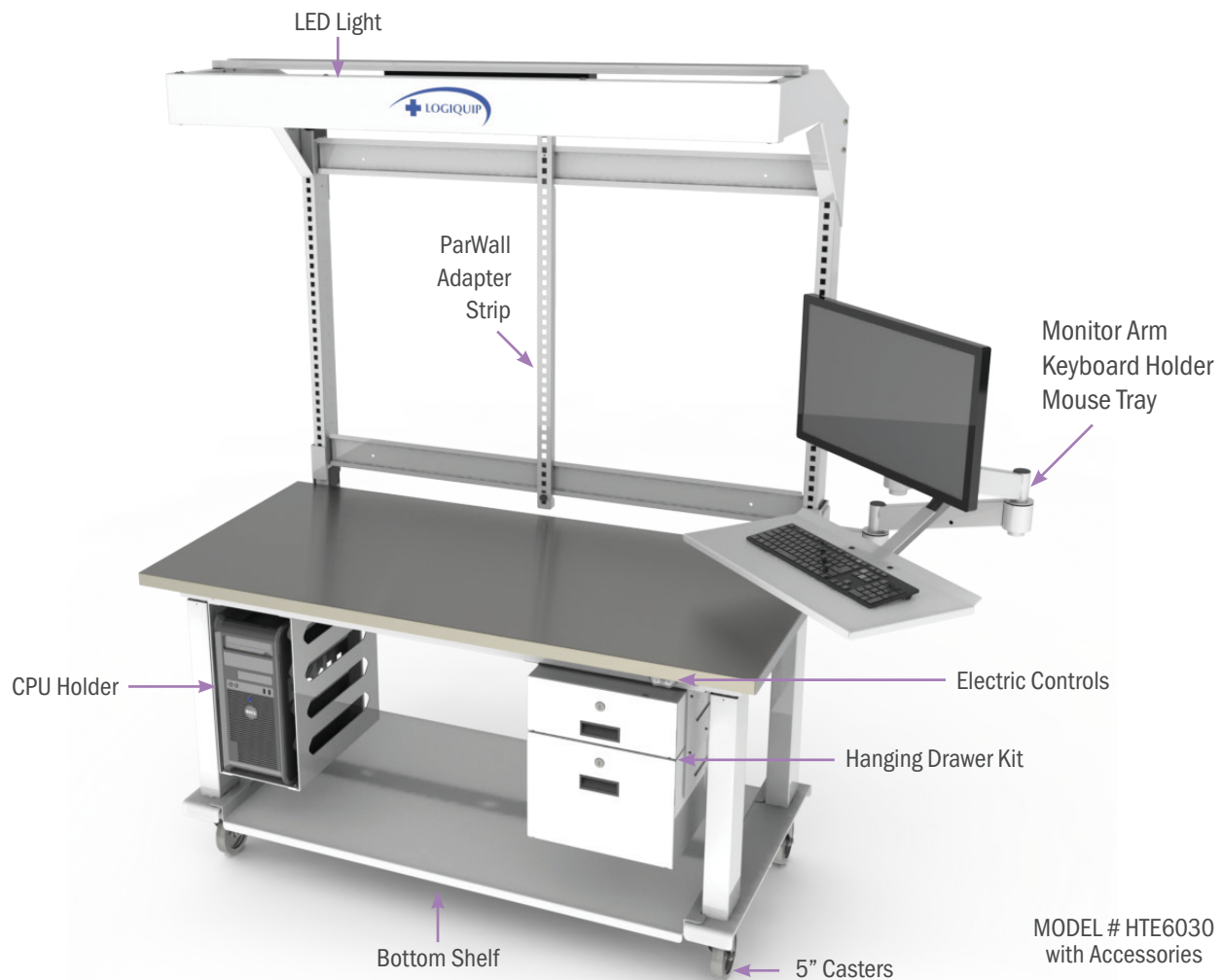
LogiQuip **Workstations** offer a wide range of accessories, including **ParWall Baskets** and **Shelves**.

304 STAINLESS STEEL TABLETOPS

Workstation tops are constructed from **304 Stainless Steel**. This strong and durable surface is corrosion resistant and is easy to clean.

LIMITED 5-YEAR WARRANTY

LogiQuip products are covered by a **Limited 5-Year Warranty** from date of receipt against defect in materials or workmanship under normal use and service, excluding **Electronic Components, Cart Covers, Custom Products, and LogiCell Tambour Doors**. During this period, LogiQuip will, in its sole discretion, repair defects in materials or workmanship that existed when the product was received or replace the product. Visit LogiQuip.com/Warranty for more details.



HAND CRANK & ELECTRIC WORKSTATIONS

HAND CRANK WORKSTATIONS

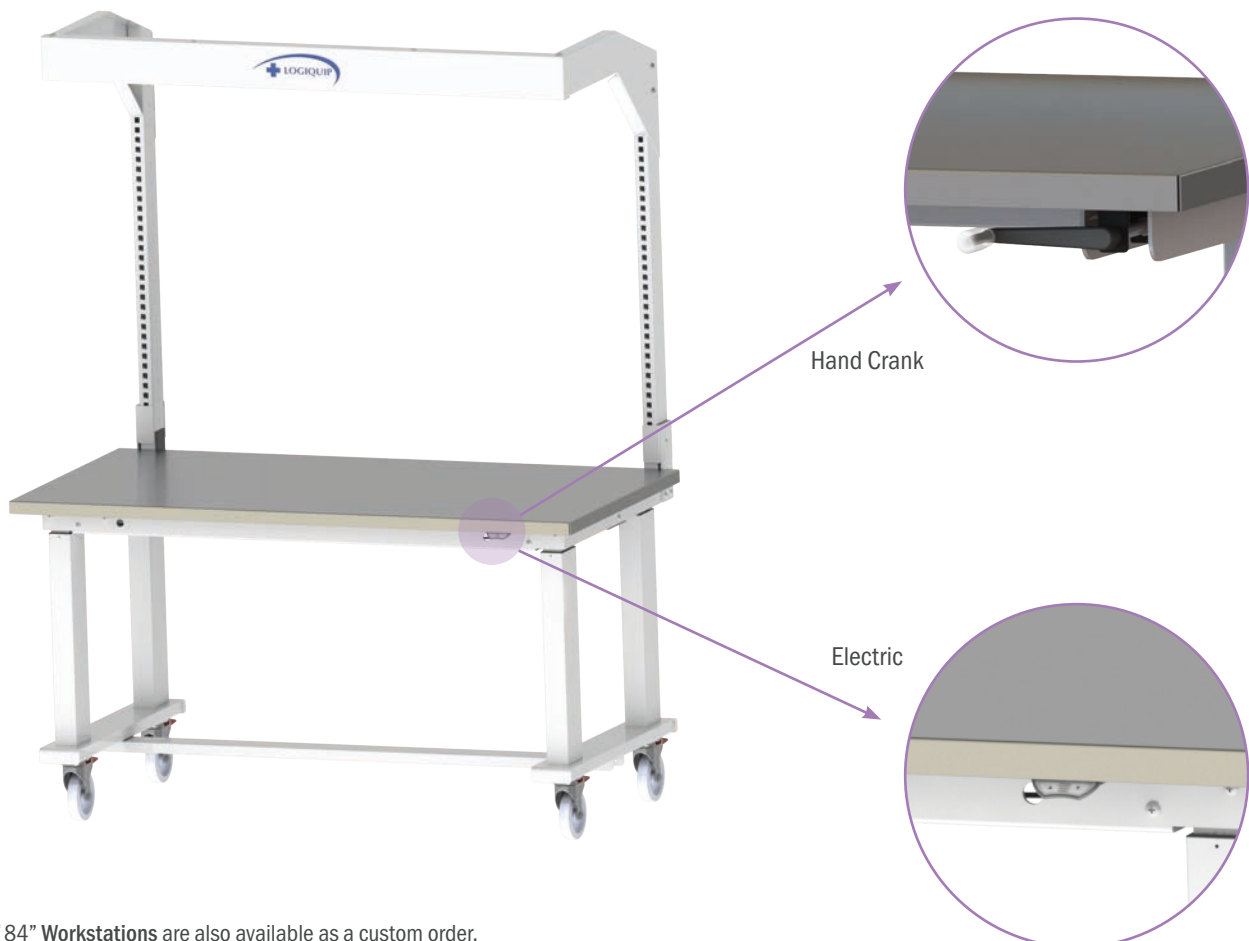
- Height range from 34" to 52.5"
- Four (4) 5" Casters
- Max weight of 150 pounds

HAND CRANK WORKSTATIONS*	
MODEL	D x W - IN.
HTC6030	30 x 60
HTC7230	30 x 72
HTC4836	36 x 48
HTC6036	36 x 60
HTC7236	36 x 72

ELECTRIC WORKSTATIONS

- Height range from 34" to 52.5"
- Four (4) 5" Casters
- Max weight of 400 pounds
- Patented **Electric Height-Adjustable** system (18" vertical adjustment; 1/5" per second)
- Drive system to UL962, CSA 22.2#68

ELECTRIC WORKSTATIONS*	
MODEL	D x W - IN.
HTE4830	30 x 48
HTE6030	30 x 60
HTE7230	30 x 72
HTE4836	36 x 48
HTE6036	36 x 60
HTE7236	36 x 72



* 84" Workstations are also available as a custom order.

WORKSTATION ACCESSORIES


Customize your LogiQuip Workstations with more than 20 Accessories. From **Foot Rests** to **LED Lighting** to **Drawers** and **Monitor Mounts**, you can customize your workspace based on your specific needs.

BOTTOM SHELF

Bottom Shelves Workstation Accessory provides extra storage below the work surface. The **Bottom Shelf** and **Foot Rest** cannot be used on the same **Workstation**.

BOTTOM SHELF		
MODEL	DESCRIPTION	D x W - IN.
HTABS*	Bottom Shelf for 60" and 72"	30 x 48
HTABS48*	Bottom Shelf for 48"	30 x 42

* Footrest and Bottom Shelf cannot be used at the same time.



DRAWER OPTIONS

Hanging Drawers give you a secure space to store tools and files under the work surface. With **Single** and **Double-Drawer** options, you can easily store what you need within reach.

DRAWERS		
MODEL	DESCRIPTION	D x H - IN.
HTAHD	Hanging Drawer Kit with Locks: one (1) 6"H storage drawer, one (1) 12"H file drawer	18 x 6 18 x 12
HTASDK	Small Drawer Kit	18 x 6
HTALDK	Large Drawer Kit	18 x 12



Hanging Drawers with Locks

LIGHT & POWER STRIP KITS

Overhead Light Kits, **Edge Mount Magnification Lights**, and **Power Strip Kits** provide extra lighting and power when needed.

LIGHT KITS	
MODEL	DESCRIPTION
HTALLSW	Overhead LED Light Kit for 60" and 70"
HTALL48SW	Overhead LED Light Kit for 48"
HTALM	Light with ¾x Magnification (edge mount)



POWER STRIP KITS	
MODEL	DESCRIPTION
HTAPS	Power Strip; 12 outlet, 15 amps, internal circuit breaker, on/off switch for 60" and 70"
HTAPS48	Power Strip; 12 outlet, 15 amps, internal circuit breaker, on/off switch for 48"





WORKSTATION ACCESSORIES

MONITOR MOUNT KITS + ACCESSORIES

Monitor Mount Kits provide a dedicated space for your flat panel monitor, keyboard, and mouse, keeping your work surface clean and clear.

MONITOR MOUNT KITS + ACCESSORIES†	
MODEL	DESCRIPTION
HTAMM	Monitor Mount (flat panel) for 60" and 72"
HTAMM48	Monitor Mount (flat panel) for 48"
HTAMK	Monitor Arm with Keyboard Holder, Mouse Tray



PEGBOARD & WHITEBOARD KITS

Pegboard and White Board Accessory Kits for Workstations provide additional space above the work surface to take notes and store tools for easy access.

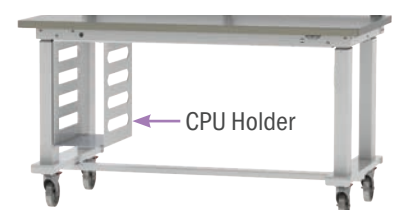
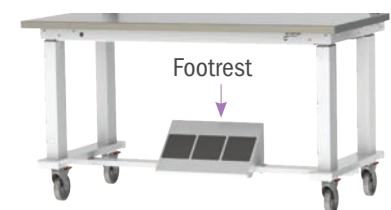
PEGBOARD & WHITEBOARD KITS†		
MODEL	DESCRIPTION	W x H - IN.
HTAPB	Pegboard Kit for 60" and 72"	48 x 30
HTAPB48	Pegboard Kit for 48"	15 x 24
HTAWB	Whiteboard Kit for 60" and 72"	48 x 30
HTAWB48	Whiteboard Kit for 48"	15 x 24
HTAPBWB	Pegboard/Whiteboard Kit for 60" and 72"	48 x 30
HTAPBWB48	Pegboard/Whiteboard Kit for 48"	15 x 24



ACCESSORIES FOR UNDER WORKTABLE

Maximize the ergonomics and workspace of your Workstation with the Footrest and CPU Holder Accessories.

FOOTREST & CPU HOLDER		
MODEL	DESCRIPTION	DIMENSIONS - IN.
HTAFR*	Footrest	28.75 D x 48 W
HTACU	CPU Holder	17 D x 8.75 W x 19 H



† The Peg Board, Monitor Mount, White Board, and ParWall Adaptor use the same space and cannot be used at the same time.


WORKSTATION ACCESSORIES

PARWALL™ FINE MESH BASKETS & SHELVES

Maximize storage capacity above the work surface with our **ParWall Fine Mesh Baskets and Shelves**. Available in a variety of sizes and options, these can be configured to meet your needs.

SHELVES & BASKETS		
MODEL	DESCRIPTION	D x W - IN.
HTSH1218	Upper Shelf w/Adjustable Tilt and 1" Lip for 48"	12 x 18
HTSH1236	Upper Shelf w/Adjustable Tilt and 1" Lip for 60" and 72"	12 x 36
PFW18360F	ParWall Open Front Fine Mesh Shelf	18 x 36
PWSH1818††	ParWall Sloped Shelf	18 x 18
PWSH1836††	ParWall Sloped Shelf	18 x 36
PWSH1848††	ParWall Sloped Shelf	18 x 48
PFW1218FM††	ParWall Fine Mesh Basket	12 x 18
PFW1236FM††	ParWall Fine Mesh Basket	12 x 36
PFW1248FM††	ParWall Fine Mesh Basket	12 x 48
PFW1818FM††	ParWall Fine Mesh Basket	18 x 18
PFW1836FM††	ParWall Fine Mesh Basket	18 x 36
PFW1848FM††	ParWall Fine Mesh Basket	18 x 48

†† Divider available for Baskets and Shelf. Label Holder available for Baskets. "Blue Bins" can hang on the horizontal brackets of the Monitor Mount and ParWall Adapter.



ParWall Fine Mesh Basket



ParWall Fine Mesh Shelf



ParWall Sloped Shelf

PARWALL BRACKETS & DIVIDERS

ParWall Mounting Bracket are used to mount ParWall Louvered Panels to a Freestanding or Wall-Mounted frame. ParWall Basket Dividers are available in Standard and Fine Mesh.

PARWALL BRACKETS & DIVIDERS	
MODEL	DESCRIPTION
PWBRACKET	Bracket for Baskets
PWBRACKETSLT	3-Position Slanted Bracket for Baskets
DVW126FMPF	12" Fine Mesh Pressure Fit Divider
DVW186FMPF	18" Fine Mesh Pressure Fit Divider
DVW126-2	12" Standard Pressure Fit Divider
DVW186-2	18" Standard Pressure Fit Divider



Bracket



Slanted Bracket



Fine Mesh Divider



Standard Divider

WORKSTATION ACCESSORIES

PARWALL™ ADAPTOR STRIPS

Our ParWall Adaptor Strip allows a ParWall Louvered Panel to be attached to the uprights. Select **ParWall Fine Mesh Shelves and Baskets** and **Sloped Shelves** can be mounted above the work surface on the Louvered Panel for additional storage.

PARWALL ADAPTOR STRIPS†	
MODEL	DESCRIPTION
HTAPW	ParWall Adaptor Strip for 60" and 72"
HTAPW48	ParWall Adaptor Strip for 48"


† The Peg Board, Monitor Mount, White Board, and ParWall Adaptor use the same space and cannot be used at the same time.



LOUVERED PANELS & BRACKETS

Leverage Louvered Panels between the uprights to hang a mix of **ParWall Fine Mesh Basket Shelves**, **Sloped Shelves** and **Bins** for maximum flexibility.

LOUVERED PANELS		
MODEL	DESCRIPTION	W x H - IN.
P1819B	18" ParWall Louvered Panel	18 x 19
P3619B	36" ParWall Louvered Panel	36 x 19
PWBRACKET18	Mounts for 18" Louvered Panel	—
PWBRACKET36	Mounts for 36" Louvered Panel	—



P1819B

WRAP RACKS

Our Wrap Racks neatly store Sterile Wrap for easy accessibility. Both come standard with four (4) adjustable Bars, rubber O Rings to prevent Sterile Wrap from slipping, 5" Swivel Casters, and Dust Cover.

WRAP RACKS		
MODEL	DESCRIPTION	W - IN.
WC48CH	48" Wrap Rack: 4 Bars with O-Rings	48
WC60CH	60" Wrap Rack: 4 Bars with O-Rings	60



