



Full Line

CATALOG



TABLE OF CONTENTS

TABLE OF CONTENTS

WHY LOGIQUIP®	3
LOGIQUIP SERVICES	4
LQS WIRE SHELVING	5
FINE MESH BASKET SHELVING	6-7
MEDICAL STORAGE CARTS	8
PARSTOR® STORAGE SYSTEMS	9
KANBAN SYSTEM.	10
INTELLI-FLIP™ SYSTEM	11
DRI-STOR DRYING CABINETS	12-13
QT® CARTS	14
LOGICELL® CARTS	15
PHARMACY CARTS & WORKTABLES	16
HEIGHT-ADJUSTABLE WORKSTATIONS	17
STAINLESS STEEL PRODUCTS	18-22
WARMING CABINETS	18
CASEWORK	19
CASE CARTS	20
DECONTAMINATION SINKS	21
SCRUB SINKS.	22
COMPLEMENTARY PRODUCTS	23

WHY LOGIQUIP®?

THE SUPPLIES YOU NEED WHEN YOU NEED THEM

Healthcare exclusive since 1992, LogiQuip's Inventory Management Solutions are designed for Healthcare Professionals looking for a better way to manage supply chain tasks. With **Expert Advice**, **Innovative Solutions**, and **360° Service** that doesn't stop after the sale, LogiQuip's sole purpose is to ensure Healthcare Professionals have the supplies they need when they need them. Partnering with you to design and implement the right solutions, we give you time back to focus on what's important, Patient Care.

EXPERT ADVICE: With an in-depth understanding of the industry and a focus on **Infection Control** and **Lean Processes**, we partner with you to ensure we design the right solutions for you.

QUALITY, INNOVATIVE SOLUTIONS: Designed with an eye on the horizon, LogiQuip has **Innovative Solutions** that evolve with your facility. Our flexible and efficient options help to ensure you have the supplies you need when you need them.

360° SERVICE: LogiQuip's experienced **Sales Representatives** and **Award-Winning Customer Support Team** provide unparalleled service before, during, and after the sale.



LIMITED 5-YEAR WARRANTY

LogiQuip products are covered by a **Limited 5-Year Warranty** from date of receipt against defect in materials or workmanship under normal use and service, excluding **Electronic Components**, **Cart Covers**, **Custom Products**, and **LogiCell Tambour Doors**, **Label Holders**, and **Casters**. During this period, LogiQuip will, in its sole discretion, repair defects in materials or workmanship that existed when the product was received or replace the product.

Visit LogiQuip.com/Warranty for more details.

THE LOGIQUIP® APPROACH


LOGIQUIP SERVICES

LogiQuip strives to provide our customers with turnkey solutions that maximize storage capacity, optimize supply chain processes, and can even deliver fully assembled products to your facility for quick and easy implementation. With a 360° holistic approach to inventory management, LogiQuip's Sales Representatives, Services Team, and Logistics Team provide lasting solutions that can flex with your needs, ensuring Healthcare Professionals have the supplies they need when they need them.

INVENTORY OPTIMIZATION: LogiQuip has always been an industry leader in optimizing space utilizing creative products. The Market Place is demanding additional value for the same or lower price. LogiQuip can now optimize the number of items that go into a space as well as make the process of getting them there more efficient!

DELIVERY & INSTALL: LogiQuip's Logistics Team is dedicated to providing on-time delivery and efficient installation. With three options ranging from Standard Delivery to White-Glove Installation where the product is factory assembled for faster installation and less waste on-site, our goal is to get you up and running as quickly as possible.

LOGIQUIP DESIGN CENTER: From design to quote to install, the LogiQuip® Design Center provides the tools needed to virtually design your storage space to your specification. Our team will help measure, design, and draw your space to help optimize workflow.



LOGIQUIP® LQS WIRE SHELVING

LogiQuip's **Standard (LQS)** line of **Wire Shelving** is anything but standard. With a wide variety of configurations available to meet any of your organizational needs, our **LQS Wire Shelving Line** is flexible enough to be used virtually anywhere within your facility for easy and efficient storage.



Mobile Cart



Enclosed Cart



Dolly Cart



LQS Basket Cart

+ CARBON STEEL CORE

All of LogiQuip's Wire Shelving and Posts start with a Carbon Steel Core, helping to ensure a strong, durable base for all of your storage needs.

+ DOUBLE CHROME PLATING

Each Carbon Steel Shelf and Post is Double Chrome Plated providing added strength. Double Chrome Plating helps to eliminate discoloration and peeling.

+ STRONG WIRE SHELVING

LQS Flat Wire Shelving comes in 36", 42", 48", 60", and 72" with each Shelf holding between 600-800 pounds.

+ WATERFALL EDGE SHELVING KITS

The LogiQuip® Waterfall Edge Shelving features a smooth, rounded edge along the width of the shelf, replacing the traditional raised edge that can damage items as they are moved in and out of storage. These strong and durable shelves come in a variety of sizes, are available in six (6) kits. All Kit Models are mobile, have four (4) casters; two (2) swivel/brake, two (2) swivel with four (4) donut bumpers, and a Shelf Cover.

+ UPGRADE WITH INTELLI-FLIP™ SYSTEM

Our patented Intelli-Flip System combined with our Kanban Divides with Adaptors, LQS Shelves and Baskets provides up-to-date inventory management, helping to reduce supply chain costs and stockouts.

+ ACCESSORIES

Choose from a variety of LQS Wire Shelving Accessories. Visit LogiQuip.com/wire-shelving for more details or request a full line catalog.



LOGIQUIP® FINE MESH BASKET SHELVING

LogiQuip **ParWire®**, **ParWall®** Freestanding, **ParWall Louvered Panel**, and **ParWall LeanWall Systems** with **Fine Mesh Basket Shelf** design help to increase storage capacity, and can hold even your smallest items. Pair our **Fine Mesh Basket Shelving** with our patented **Kanban Dividers** and **Intelli-Flip™ System** to create a Lean, system-driven process that helps reduce supply chain costs and eliminate stockouts.

FINE MESH BASKET DESIGN

With the traditional **Two-Bin System**, dust and debris are trapped in the **Bins**, and require regular cleaning to maintain. Our **Fine Mesh Basket** design allows for dust and debris to fall through the shelf eliminating this step for a virtually maintenance-free solution.

LEAN INVENTORY MANAGEMENT

Pair our **ParWire** and **ParWall Fine Mesh Basket Shelving** with **Lane Dividers** and our patented **Kanban Dividers** to create Lean inventory management that helps reduce supply chain costs and eliminate stockouts.

STORE UP TO 40%* MORE

Our **ParWire** and **ParWall Fine Mesh Basket Shelves**, **Dividers**, and patented **Kanban Dividers** help to increase storage capacity by up to 40% by eliminating the need for the traditional plastic **Two-Bin System**. This system efficiently uses every inch of available space and allows for storage of even your smallest items.

PATENTED INTELLI-FLIP SYSTEM

Upgrade to LogiQuip's patented **Intelli-Flip System** which provides intelligent, up-to-date inventory management designed to increase productivity while reducing labor costs.

FINE MESH BASKET SHELVING PRODUCT LINE COMPARISON				
FEATURES	PARWIRE SYSTEMS	PARWALL FREE STANDING SYSTEMS	PARWALL LOUVERED PANEL SYSTEMS	PARWALL LEAN WALL SYSTEMS
MOBILE	Yes	Yes	No	No
STATIONARY	Yes	Yes	Yes	Yes
MOUNTING TYPE	Freestanding Post Mounted (4) 1" Post	Freestanding Frame Mounted	Louvered Panel Mounted to Wall	Frame Mounted to Wall
SHELVING TYPE	ParWire Basket Shelves	ParWall Basket Shelves are Mounted to Frame using Brackets	ParWall Basket Shelves Mount directly onto Louvered Panel	ParWall Basket Shelves are Mounted to Frame using Brackets
SHELVING OPTIONS	Standard Slant Glide	Basket Shelves can be Mounted Straight or at an Angle with 3-Position Mounting Brackets	Basket Shelves can only be Mounted Straight	Basket Shelves can be Mounted Straight or at an Angle with 3-Position Mounting Brackets
SHELVING DEPTHS	18", 24"	12", 18"	12", 18"	12", 18"
SHELVING WIDTHS	24", 36", 48", 60"	18", 36", 48"	18", 36", 48"	18", 36", 48"



LQS FLAT SHELF LOADED WITH TRADITIONAL 2-BIN SYSTEM



PARWIRE FINE MESH BASKET WITH DIVIDERS & KANBAN DIVIDERS

*Up to 40% space savings when comparing the 2436CH LQS Flat Wire Shelf with **Two-Bin System** to PRRG2436 ParWire Basket Shelf with **Fine Mesh Dividers** (see images above).

LOGIQUIP® FINE MESH BASKET SHELVEING

While both **ParWire** and **ParWall Baskets Shelves** allow for increased storage capacity and reduce maintenance, the real difference comes with how these **Fine Mesh Basket Shelves** are mounted. From **Freestanding** to **Wall Mounted** executions, we have the right solution.

PARWIRE BASKET SHELVEING OPTIONS

The LogiQuip **ParWire System** with our **Fine Mesh Basket** design helps to increase storage capacity by up to 40%. These strong and durable **Shelves** come in a variety of sizes and are compatible with LogiQuip's 1-inch round **Posts** for easy customization. This design is available in **Standard**, **Slanted**, or **Glide** options.

PARWALL ON LOUVERED PANELS

ParWall on Louvered Panels is a traditional way of mounting **Baskets** to the wall. This approach keeps products off the floor, allowing utilization of various **Accessories**. Using **ParWall Fine Mesh Baskets Shelves on Louvered Panels** increases storage capacity over plastic **Bins** by increasing the depth, removing wasted space between **Bins**, and maximizing the lane capacity.

PARWALL ON FREESTANDING FRAMES

LogiQuip's **ParWall Freestanding Frame Mounted System** is designed with a heavy-duty steel frame that allows maximum storage capacity. **Slots** run down the frame **Post** in 1" increments giving users the ability to arrange 12" or 18" deep **Baskets Shelves** where needed. We offer a selection of pre-configured **Kits** or you can custom build your own.

LEAN WALL SYSTEM

This system is more flexible than **Louvered Panels** since it allows you to plan around obstructions on the wall such as fire extinguishers outlets, vents, and more. You can easily add sections to a starter frame for longer wall storage. The **Lean Wall System** can be 12" or 18" deep, comfortably accommodate up to seven (7) **Fine Mesh Baskets** vertically (18", 36" and 48" wide). It can accept **Slanted Baskets** for easier access. 19" high **Louvered Panels** are available for **Storage Bins**, **Tilt Bins**, **Pegs**, and **Spikes**.



ParWall Freestanding Systems are available as **Single-Sided** or **Double-Sided**



Lean Wall Systems are ideal for working around obstructions on a wall such as light switches, vents, and more.



Louvered Panel Systems, our most traditional shelving line, also accept blue **Bins**.



ParWire Systems are on 1" posts and can be paired with our **LQS Flat Wire**, **Waterfall Edge**, and **Basket Shelving**.

LOGIQUIP® MEDICAL STORAGE CARTS

Create a custom, high-density **Storage Cart** that can be used virtually anywhere within your facility. LogiQuip's new secure **Medical Storage Carts** allow you to custom-build your ideal storage solution from the outside in. With multiple sizes, security, and shelving options available, you can build the right product to meet your needs.



FULLY CUSTOMIZABLE

Because every facility is different, LogiQuip's **Medical Storage Carts** are fully customizable beginning with our **Enclosed Carts** in six (6) sizes and three security options. Add our **LQS Flat Wire** and **ParWire™ Basket Shelving, Dividers, and Kanban Dividers** for a tailored and efficient storage solution.

PARWIRE BASKET SHELVING

Increase the capacity of your LogiQuip **Medical Storage Cart** by up to 40%* with our **ParWire Basket Shelving, Dividers, and Kanban Dividers**. These chrome-plated **Basket Shelves** come in a variety of sizes. Compatible with LogiQuip's 1" round **Posts**, you can use a mix of **ParWire Basket Shelving** and **LQS Wire Shelving** for easy customization.

*Up to 40% space savings when comparing the 2436CH LQS Flat Shelf with two-bin system to PRRG2436 ParWire Basket Shelf with Fine Mesh Dividers.

STAINLESS STEEL CABINET

An easy-to-clean, corrosion-resistant **Stainless Steel Cabinet** provides strength and durability in the harshest environment. Also available with a **Laminate Cabinet**.

LQS SHELVING

Add LogiQuip's **LQS Wire Shelving** to these **Medical Storage Carts** for an efficient storage option. In addition to saving space, our **LQS Wire Shelving and Posts** begin with a carbon steel core that is double chrome plated for strength and durability that lasts.

SECURITY OPTIONS

To maintain secure supplies and patient safety, our **Medical Storage Carts** provide a variety of lock options. Whether you choose **Key Lock, eLock, or Proximity Lock** you can be sure that stored items will be secure.

LOGIQUIP® PARSTOR® STORAGE SYSTEMS

LogiQuip's **ParStor Series** is ideal for use in **Sterile Processing Departments (SPD)** and **Operating Rooms (OR)** to store surgical instruments, peel pouches, and sutures. Our highest-density storage system, **ParStor** is designed to be used where space is at a premium.

MAXIMIZE STORAGE DENSITY

Built for small storage areas, our **ParStor Series** utilizes every inch of vertical storage space to maximize storage capacity. The tall, **All-Welded Frames** are outfitted with **Chrome Slides** that can be mounted **Straight** or at an **Angle**. **ParStor Frames** have **Notches** to allow **Slides** and **Accessories** to be mounted at 1" intervals.

WHAT'S THE DIFFERENCE?

While all **ParStor Storage Systems** give you our highest density storage in small spaces, there are some differences between **ParStor** and **ParCarts** that you need to consider when deciding which solution is right for you. See the chart below to compare all **ParStor** options.



ParStor Movable Shelving units are the right solution when your supplies can remain in one location. These units can be moved for cleaning.



ParStor ParCarts are the perfect solution when you need to transport supplies department-to-department. Built on a **Dolly Base**, this sturdy option is built to move.



Building on our **ParStor ParCarts**, this enclosed option is perfect for when supplies may be exposed to contaminants during transport.

FLEXIBLE CONFIGURATIONS

LogiQuip's **ParStor Line** is available in multiple configurations (**Stationary** and **Movable**) to accommodate high-density storage in any situation. **ParCarts** provide **Mobile** options when you need to move supplies from location to location. **ParCarts** come in **Open** or **Enclosed**, **Single-** and **Double-Wide**, and come in three heights.

CUSTOMIZE WITH ACCESSORIES

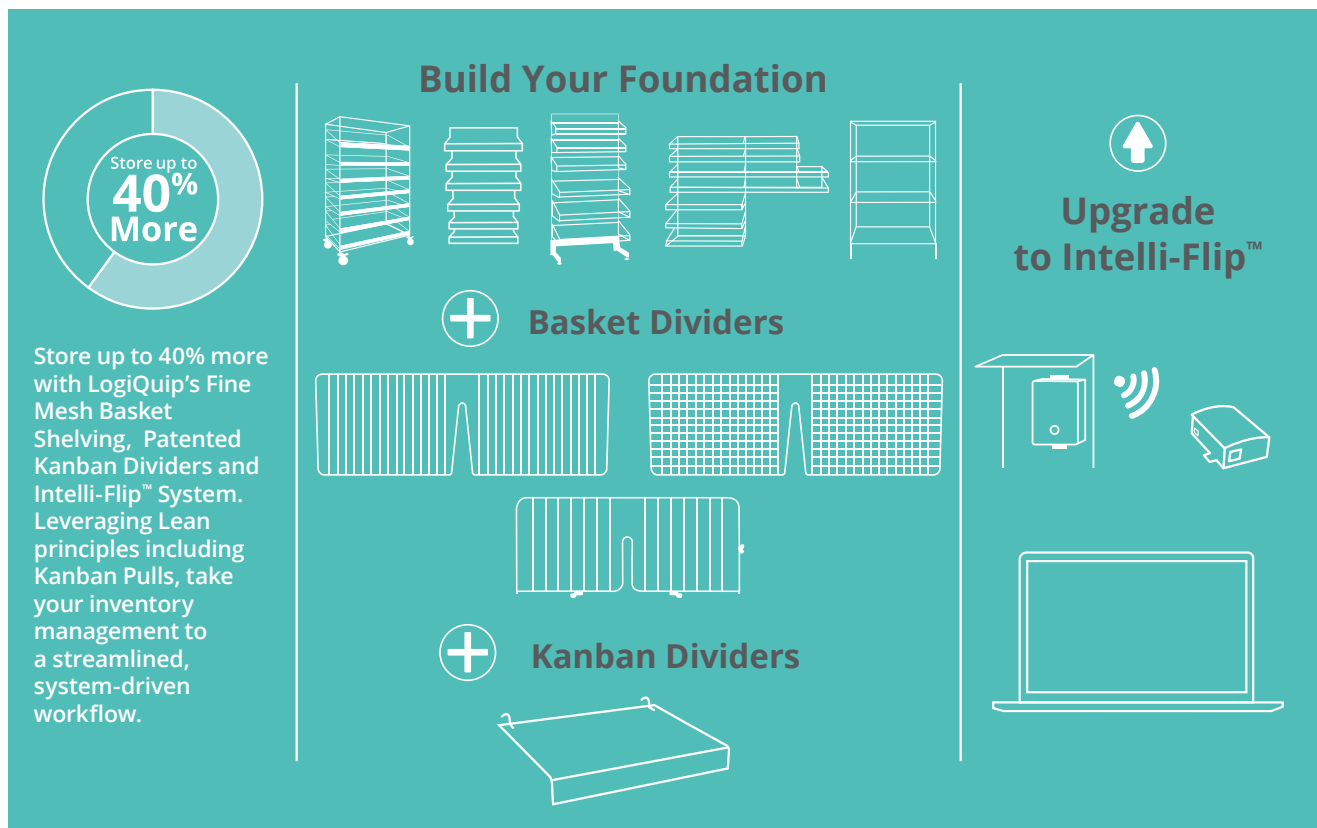
ParStor Slides accept several **Accessories** that can be extended 100% for full access to stored supplies and adjusted without tools. **Chrome Plated Waterfall Edge Shelves**, **Wire Baskets**, **Tubs**, and **Touchless Transport Baskets** give you the flexibility to customize as needed.

PARSTORE PRODUCT LINE COMPARISON

FEATURES	PARSTOR ON CASTERS	PARCARTS OPEN	PARCARTS ENCLOSED
DOLLY BASE	No	Yes	Yes
USE FOR TRANSPORT	No	Yes	Yes
COMPATIBLE WITH SHELVES, BASKETS, AND BINS	Yes	Yes	Yes
OPEN STORAGE	Yes	Yes	No
ENCLOSED STORAGE	No	No	Yes
SECURITY OPTIONS	No	No	eLock & Keylock Available
DEPARTMENT USE	SPD, OR CORE, Clean Supply Room	Materials Management, Supply Chain	OR, OR CORE, SPD
USES	Instrument Storage, Sterile Wrap Storage	Sterile Supplies, IV Solutions Instrument Containers, Implants	Sterile Supplies, IV Solutions Instrument Containers, Implants

LOGIQUIP® KANBAN SYSTEM

With healthcare costs increasing dramatically, eliminating waste from your facility's supply chain has never been more important. LogiQuip's storage solution products and services including our **Patented Kanban Dividers** and **Intelli-Flip® System** leverage Lean principles including **Kanban Triggers** to take inventory management to a system-driven solution that helps to streamline processes and reduce supply chain costs allowing caregivers to focus on quality patient care.



ON-SITE ANALYSIS

A LogiQuip Sales Representative will partner with you to do an **On-Site Analysis** to better understand your needs and goals. Our unique storage products combined with this expert **On-Site Analysis** and **CAD Design Services** can nearly double storage capacity or significantly reduce the storage footprint for similar inventory items.

WORK FLOW MAPPING & OPTIMIZATION

During your **On-Site Analysis**, your Sales Representative will **Map** your current processes and origination structure to identify and eliminate waste to optimize your work flow. In addition, LogiQuip's **CAD Design Process** can assist with visualization of current and ideal state of PAR locations throughout your facility.

LEAN & CLEAN INVENTORY STORAGE

LogiQuip **Wire Mesh Baskets**, **ParWall® Systems**, and **LQS Wire Shelving** eliminate dirt and debris entrapment to help with infection control.

KANBAN & INTELLI-FLIP™

Implementing **Lean** inventory pull management with **Kanban Triggers** can solve many common supply problems: hoarding, stock outs, product expiration, emergency orders, too frequent replenishment, excessive PAR levels, unorganized supply storage and clinician supply chain involvement.

LogiQuip has developed several accessories for our product lines including our **Kanban Dividers** and **Intelli-Flip System** that help ensure supplies are available when and where they are needed to enable smooth, efficient workflows.

LOGIQUIP® INTELLI-FLIP™ SYSTEM

LogiQuip's patented **Intelli-Flip System** is a simple, intuitive tool that automates inventory management, saving just over 10 hours per day* in supply management tasks and helps to ensure you have the supplies you need when you need them. **No scanning. No weight calibration. No wires to work around.**

SIMPLE & RESPONSIVE

An **Intelli-Flip Monitor** is attached to each **Kanban Divider**. When the caregiver accesses the safety stock by lowering the **Kanban Divider** to access safety stock, a signal is sent to the **Controller** that inventory needs to be replenished. **No scanning required.**

ERP INTEGRATION

Easily create orders with **ERP Integration**. **Intelli-Flip** can be integrated into your **ERP System** to automate ordering, reducing stock-outs and expired products.

INTELLI-FLIP DASHBOARD

Track inventory, velocity trends, days on hand, stock levels, system status updates on Monitor function, and battery life through a secure **Dashboard** on Intelli-Flip.net. No need to go to the PAR location.

IMPLEMENTATION

Assignment of stocked items to the **Intelli-Flip System** are handled individually through the portal or via bulk file upload for larger adjustments. **No need for weight calibration.**

ACCESS CONTROL

Users will have access to system data and adjustments based on assigned level of responsibility. Training by user level will be done upon install.

Access Inventory



Lower Kanban Divider to Signal to the Controller that Inventory Needs to be Replenished



Access Safety Stock



*Based on 29 rooms with 5,149 items being tracked.

LOGIQUIP® DRI-STOR DRYING CABINETS

The cost of infection from improperly cleaned and stored endoscopes can be significant. For this reason, LogiQuip developed the **Dri-Stor Line of Scope and Probe Drying Cabinets**. These **AORN** and **SGNA Guideline Compliant Endoscope Cabinets** start with **304 Grade Stainless Steel** for easy-to-clean durability. **HEPA Filtered Air** circulates through each **Endoscope** and **Cabinet** to aid in complete drying inside and out. Add **EndoTrack** to control scope access and hang time to help ensure compliance.



304 STAINLESS STEEL CONSTRUCTION

All cabinets start with **304 Stainless Steel** body and **Removable Drip Tray** for easy cleanability, long-lasting durability, and better prevention of microbial growth. **All-welded Joints** and **Construction** free of fasteners, screws, and rivets provide smooth surfaces throughout.



HOLDS UP TO 20 SCOPES

Each **Cabinet** can hold up to 20 **Scopes** and can accommodate **Large and Small Diameter Scopes** as well as **TEE Probes** and **Ultrasound Probes**.



HEPA FILTERED AIR

Our **HEPA Power Vent** and **HEPA Power Vent with Channel Purge** models use **HEPA Filters** that remove **99.97% of particulates 0.3 micron** in size to ensure that the air moving through the **Cabinet** and each **Scope** is clean.



COATED SCOPE HANGERS

Durable, easy-to-clean **Scope Hangers** provide cushioned storage which allows you to hang **Scopes** vertically to help promote drying. Free of sharp edges, each **Scope Hanger** is built with a steel core and coated in resilient, non-porous plastic.

RAPID SHIP PROGRAM

Select **Dri-Stor Cabinets** are **In-Stock NOW** and ready to ship through our **RAPID SHIP PROGRAM!** Contact Customer Support or your Sales Representative for more information.

LOGIQUIP® DRI-STOR DRYING CABINETS



CHANNEL PURGE OPTIONS

HEPA Power Vent with Channel Purge technology aids in drying inside and out, in accordance with AAMI and ANSI guidelines. Forced filtered air passes through **Tubing Channels** assigned to individual **Scopes** for 30-minute cycles. Airflow is discontinued for 20 minutes before a new cycle begins. The filtered air quality is 0.3 micron at 99.97% efficiency. **Cabinets** designed for 11 or more **Endoscopes** are equipped with two (2) **Channel Purge Pumps**.

ENDOTRACK SYSTEM

EndoTrack allows you to easily manage and track **Endoscope** equipment from an intuitive interface. Utilizing **Barcode** or **RFID Technology**, the **EndoTrack System** provides controlled access and security to your **Cabinet** as well as the ability to track the hang time of each **Scope**.



SIDE COMPARTMENT ACCESS

In addition to our **Top Compartment Access** models, we also have **Side Compartment Access** models for quick access to interior components for maintenance and expansion.

MODEL #
43690SCHG-20PS (left)
43890SCHG-20PS-ADD-TS (right)

MAINTENANCE PLANS

We are pleased to offer **Maintenance Plans** to keep your new LogiQuip **Dri-Stor Drying Cabinet** running like new. Ask your Customer Representative about pricing for the **2- and 4-Year Maintenance Plans**.

STANDARD

WARRANTY

LogiQuip Dri-Stor Cabinets are covered by a **5-Year Limited Warranty** from date of receipt against defect in materials or workmanship under normal use and service, excluding electronic components. During this period, LogiQuip will, in its sole discretion, repair defects in materials or workmanship that existed when the product was received or replace the product. If the product is replaced, the new product will be warranted for the remaining term of the original product warranty period.

1-Year Warranty on electronic components and sub-assemblies.

2-YEAR

MAINTENANCE + STANDARD WARRANTY

5-YEAR LIMITED WARRANTY + 24 MONTHS OF MAINTENANCE

- Maintenance Visits Every 6 Months
- Replacement and Consumable Parts (1) Main Cabinet Filter (40000MFF)
- Inspect Tubing
- Check Operation of Fans and Pumps
- Check Doors and Locks
- Check Levelness of Cabinets

4-YEAR

MAINTENANCE + STANDARD WARRANTY

5-YEAR LIMITED WARRANTY + 48 MONTHS OF MAINTENANCE

- Maintenance Visits Every 6 Months
- Replacement and Consumable Parts (2) Main Cabinet Filter (40000MFF)
- Inspect Tubing
- Check Operation of Fans and Pumps
- Check Doors and Locks
- Check Levelness of Cabinets

LOGIQUIP® QT® CARTS

LogiQuip Quiet Treatment (QT) Carts are designed with the patient in mind, for general use or specialty applications, such as **Isolation**, **Anesthesia** and **Emergency**, and are available in a variety of sizes. All QT Carts come standard with a **Key Lock** for secure storage. With soft-closing drawers and hospital grade casters, our QT Carts help provide a quieter environment for patient care.



QUIET FEATURES

QT® Cart Quiet Features help to provide a quieter environment for patient care with **Soft Return Drawers**, **Silent Hospital Grade Casters**, and **Quiet eLock System**.

SIMPLE ACCESSORY RAIL

LogiQuip's Simple Accessory Rail provides the flexibility to customize your cart with several optional **Accessories** including glove dispenser, wastebasket, and sharps container set.

SECURITY OPTIONS

Several **Security Options** are available to ensure supplies are kept secure including a **Key Lock** (standard), **Breakaway Lock**, or **Quiet eLock System**.

AVAILABLE LOCK OPTIONS

- **Central Key Lock** - Comes standard on ALL carts.
- **Breakaway Lock** - Vertical bar for quick access during emergency situations.
- **Keyless Electronic Lock** - Touchpad for easy access.
- **HID Proximity or iClass Lock** - Touchless badge entry records access for increased security.

RAPID SHIP AVAILABLE


Select QT Carts are **In-Stock NOW** and ready to ship through our **RAPID SHIP PROGRAM!** Contact Customer Support or your Sales Representative for more information.

LARGE CAPACITY DRAWERS

Large Capacity Drawers are customizable with 12 drawer front color options and three (3) drawer heights (3", 6", 9"). Every QT Cart comes complete with one (1) 3" and one (1) 6" divider set.



eLock System With Proximity Switch
(Optional)



Central Lock
Secures All Drawers

LOGIQUIP® LOGICELL® CARTS

LogiCell System Storage Carts provide efficient enclosed storage to address safety and infection control concerns. The durable, versatile, and functional **LogiCell Carts** provide a unique **Cell Panel** along the inside walls of our **Carts** and that significantly increase storage capacity. With a variety of sizes, security options, and accessories, **LogiCell** is fully modular and can adapt to your needs as supplies, quantities, and processes change.



ADDITIONAL ACCESSORIES NOT SHOWN IN IMAGE



Label Holders



Lockable Drawers

LOGICELL CELL PANEL

LogiCell's unique **Cell Panel** design allows **Tubs**, **Wire Baskets**, and **Shelves** to be placed straight in or at an angle making the **LogiCell System** incredibly efficient. In addition, **Tubs**, **Wire Baskets**, and **Shelves** can be extended 80% for maximum visibility of supplies.

DOOR OPTIONS

LogiCell Carts and **Cabinets** are available with **Tambour** or **Hinged Doors**. **Tambour Doors** roll into a cassette helping to keep the door clean. Our **Hinged Doors** are constructed with an aluminum frame and tempered glass insert, providing visibility to the supplies inside.

RAPID SHIP AVAILABLE

Select **LogiCell Carts** are **In-Stock NOW** and ready to ship! Contact Customer Support or your Sales Representative for more information.

LOGICELL ACCESSORY KITS

LogiCell Accessory Kits with a mix of **Wire Baskets**, **Clear Tubs**, **Metal Shelves**, and **Catheter Slides** are available to easily customize your **LogiCell Cart**. If none of these pre-configured kits meet your needs, you can customize your cart with a mix of **Wire Baskets**, **Tubs**, **Shelves**, **Catheter Slides**, and **Locking Drawers**.

SECURITY OPTIONS

LogiCell Carts and **Cabinets** are available with a **Key Lock** or **eLock (Electronic Keyless Lock)** for controlled access supplies. **RFID** access is also available for hands-free access (custom orders).

LOGIQUIP® PHARMACY CARTS & WORK TABLES

LogiQuip® offers several **Pharmacy Carts** and **Work Tables** ideal for use in sterile mix areas. **USP <797>** and **USP <800>** **Compliant Pharmacy Carts** and **Work Tables** are non-permeable, non-shedding, and easy to clean. These **304 Stainless Steel** products are resistant to corrosion due to the use of disinfecting cleaners; allowing you to clean multiple times a day without damage*.

✚ USP <797>/USP <800> COMPLIANT

USP <797> are standards developed for the preparation of compounded sterile medications to help reduce potential contamination, infection, or incorrect dosing.

USP <800> outlines requirements and responsibilities for personnel handling hazardous drugs to help minimize the risk of exposure of healthcare personnel, patients, and the environment.

✚ 304 STAINLESS STEEL

Pharmacy Carts and **Work Tables** are constructed from medical grade **Stainless Steel** making them durable and easy to clean. All welded construction creates seamless connection points that minimize cracks and crevices where germs can hide.

✚ PHARMACY STORAGE CART KITS

- LogiQuip® **Pharmacy Storage Carts** are available in two heights (34.5" and 59.5") with a variety of pre-set configurations that include **Baskets** and **Short and Long Dividers**.
- All **Storage Carts** come standard with four (4) washable casters; two (2) swivel and two (2) brake.

✚ PHARMACY WORK TABLES

- Our "U" frame **Work Tables** with all-welded, **304 Stainless Steel** construction are the ideal work space to maximize space efficiency.
- LogiQuip® **Pharmacy Work Tables** are designed to accept **Short Pharmacy Carts** underneath the top.
- **Work Tables** are all 30" deep and available in three (3) lengths; 32", 60" and 78".



MODEL # (2) 797PCS-4, PT3078U



MODEL #
797PCT-7PPE



MODEL #
797PCS-4



MODEL #
797PCT-32



MODEL #
PT3078U-DS
Accepts up to three (3) Short Carts

*See the LogiQuip Cleaning Guide for cleaning instructions.

LOGIQUIP® HEIGHT-ADJUSTABLE WORKSTATIONS

Our exclusive line of **Height-Adjustable Workstations** are available with an **Electric** or **Hand-Crank** height adjustment mechanism giving you an efficient and ergonomic workspace. The **Electric** powered unit has a maximum weight load of 400 pounds, and the **Hand-Crank** version has a maximum of 150 pounds. With **304 Stainless Steel** tabletops and rear uprights, our **Workstations** allow for the use of a wide range of accessories, including **ParWall™ Baskets and Shelves**.

HEIGHT-ADJUSTABLE WORKSTATION

LogiQuip offers two **Height-Adjustable Workstation** options (**Electric** and **Hand-Crank**) that adjust from 34" to 52". This ergonomic option provides a comfortable and efficient workspace.

ACCESSORIES

LogiQuip **Workstations** offer a wide range of accessories, including **Hanging Drawers**, **LED Lighting**, **ParWall Fine Mesh Baskets**, and **Shelves**.

304 STAINLESS STEEL TABLETOPS

Workstation tops are constructed from **304 Stainless Steel**. This strong and durable surface is corrosion resistant and is easy to clean.



HAND CRANK WORKSTATIONS

- Height range from 34" to 52.5"
- Available 48", 60", and 72" wide
- Four (4) 5" Casters
- Max weight of 150 pounds



ELECTRIC WORKSTATIONS

- Height range from 34" to 52.5"
- Available in 48", 60", and 72" wide
- Four (4) 5" Casters
- Max weight of 400 pounds
- Patented **Electric Height-Adjustable** system (18" vertical adjustment; 1/5" per second)
- Drive system to UL962, CSA 22.2#68



LOGIQUIP® STAINLESS STEEL WARMING CABINETS

Patient comfort and wellbeing is at the center of the LogiQuip's **W-Series Data Logging Blanket and Fluid Warming Cabinet**. These spacious, easy to use **Warming Cabinets** allow for temperature controlled storage of blankets and irrigation fluids. Our most user friendly temperature recording **Warmer**, a simple data download requires no additional software to get started.

STANDARD FEATURES

- “Easy Log” Integrated Data Logger with Removable USB
- Automatically Records Data Every 30 Minutes
- Internal Storage Up to Two (2) Years
- Displays Actual Temperature and Set Points at all Times
- Independent Digitally Controlled Heating Chambers
- Keyed Door Lock for Single and Upper Chamber Units
- Keyed Temperature Lock Out
- Push Button Digital Operation
- Large Dual Digital Displays
- Uniform Heating and Fully Insulated
- Audible and Visual Over-Temp Alarm
- Remote Alarm Output
- Adjustable Feet

OPTIONAL FEATURES

- Full View Glass Door
- Mobile Base or Stand
- Seismic Brackets
- 220/240V, 50/60Hz
- Left Hand Door Hinge
- Roll Out Basket(s) with Cool Touch Handles
- Pass Through Chambers and Doors
- Keyed Door Lock for Intermediate Chamber Units
- Full Recess with Console Unit Integration



MODEL #
W2630MSTDG



LOGIQUIP® STAINLESS STEEL CASEWORK

LogiQuip's complete line of **Stainless Casework Cabinets** gives you the flexibility to design your storage space to spec. Every model begins with **304 Stainless Steel** construction with welded seams for a durable, clean finish that requires minimal maintenance. Choose from **BASE, TALL, or WALL MOUNTED Cabinets** with solid or glass fronts and optional locks. Our **BASE** and **TALL Cabinets** can also be outfitted with our **LogiCell® System** to maximize efficiency and storage density.



EASY TO CLEAN & INFECTION CONTROL

- Seamless fronts
- 304 Stainless Steel
- 18 Gauge Stainless Steel Sloped Tops
- 16 Gauge Stainless Steel Counter; bottom is coated with sound-absorbing material
- Magnetic Door Catches

DURABLE

- Fully Welded Construction
- Tempered Glass Door (.1875") with Neoprene Rubber Gasket
- Gasket is Extruded Neoprene Rubber

FLEXIBLE CONFIGURATIONS

- Leveling Feet and Toe Kicks
- Height Adjustable Shelves
- Optional Sloped Tops, Counter Tops and extra Adjustable Shelves Available
- Trim Kit sold separately
- LogiCell Panels can be added to Tall and Base Cabinets
- Detachable Stainless Steel Hinges
- 18 Gauge Adjustable Stainless Steel Shelves; weight max 100 lbs.
- Drawer Slides with Steel Ball Bearings; weight max 100 lbs. per pair

LOGIQUIP® STAINLESS STEEL CASE CARTS

Designed specifically to protect sterile supplies as they move from central processing to surgical suites, LogiQuip **Case Carts** provide a safe, durable, and efficient means of transportation. All **Stainless Steel Bolted** and **Over-the-Road Case Carts** have a full wrap-around **Bumper**, **6" Casters** for easy maneuverability, and accept height adjustable **Shelving** (**Shelves** not included). LogiQuip also offers **Open Case Carts** (custom option) for a lighter option that is the ideal solution for a dedicated clean or soiled delivery system from the OR to reprocessing.



STAINLESS STEEL CONSTRUCTION

An easy-to-clean, corrosion-resistant Stainless Steel body on all **Closed** and **Over-the-Road Case Carts** provides strength and durability in the harshest environment.

6-INCH CASTERS

These durable **Casters** can withstand high temperatures and high pressure when going through an automated washer. Sealed ball bearings allow these **Casters** to quietly move through your facility.

ACCESSORIES & COMPONENTS

With a variety of bolt-on accessories and components including **Card Holders**, **Clean/Dirty Wheel Indicator**, **Handles**, and **Bumpers**, you can customize these **Case Carts** to help streamline processes.

FULLY SERVICEABLE CONSTRUCTION

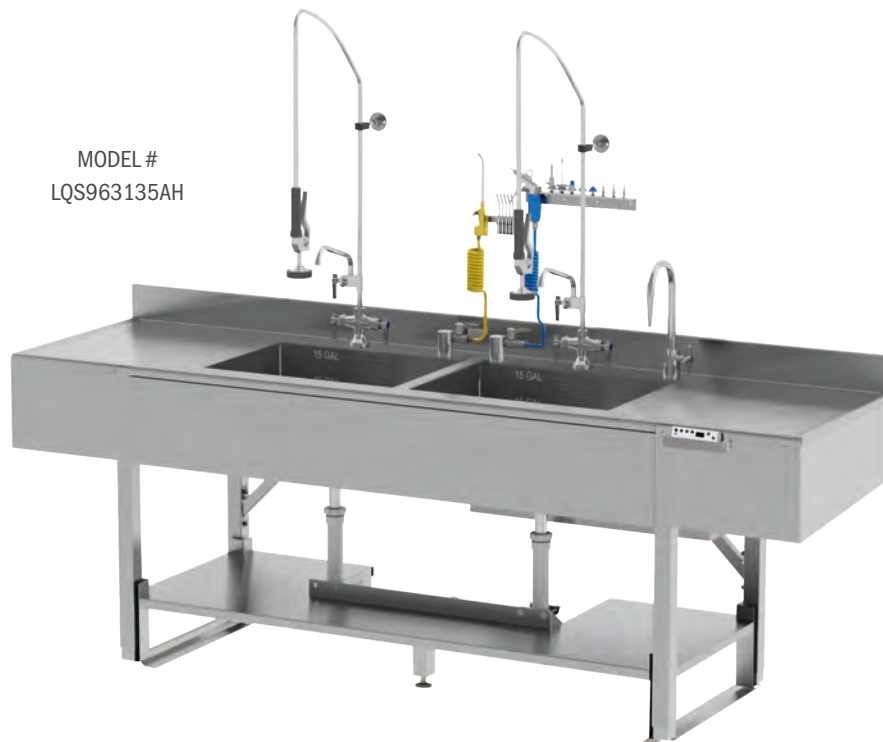
Case Carts are abused daily, which can lead to damage. With **Bolted** (vs. welded) **Construction**, LogiQuip **Case Carts** are easily serviced to reduce downtime and extend the life of your **Case Carts**.

Case Cart Efficiency Keeps Costs Down



LOGIQUIP® STAINLESS STEEL DECONTAMINATION SINKS

LogiQuip® **Decontamination Sinks** are designed to thoroughly clean surgical instruments and help streamline your Sterile Processing Department's workflow. All LogiQuip **Decontamination Sinks** start with **304 Series Stainless Steel**, fully welded construction for a durable, easy-to-clean* workspace. Available in various configurations, including three **Electronic Height Adjustable** options, LogiQuip's line of **Decontamination Sinks** has the right, ergonomic solution for any SPD/CSSD. Custom **Decontamination Sinks** are also available.



✚ HEIGHT ADJUSTABLE

Easily raise and lower with the push of a button. Our **Electronic Height Adjustable Decontamination Sink** adjusts from 35" to 42" high, providing an ergonomic workspace for any user. **Fixed Height** options are also available.

✚ 304 SERIES STAINLESS STEEL

LogiQuip **Decontamination Sinks** are **304 Series Stainless Steel** making them durable, easy-to-clean* and corrosion-resistant. All welded construction creates virtually seamless connection points that minimize cracks and crevices where germs can hide.

✚ OPTIONAL ACCESSORIES

Several additional options such as **Foot Operated Drains**, **Back Splashes**, **Eye Wash**, **Overhead LED Lighting** and **Sonic** are available to customize your **Decontamination Sink** to your specific needs.

✚ AIR AND WATER GUN KITS

Each **Decontamination Sink** comes standard with an **Air Gun Kit** and a **Water Gun Kit**. The **Air Gun Kit** with five (5) tips aid in suction and drying. The **Water Gun Kit** with eight (8) tips helps to ensure thorough, quick, and easy cleaning.

✚ 24-INCH & 30-INCH BASINS

LogiQuip **Decontamination Sinks** come standard with 24" wide **Basins** in **Single**, **Double**, or **Triple Basin** configurations. Each **Basin** has **Etched Gallon Marks** to help ensure precise chemical dilution to safe and effective cleaning. 30" wide **Basins** are also available as an option.

*See the LogiQuip Cleaning Guide for cleaning instructions.

LOGIQUIP® STAINLESS STEEL SCRUB SINKS

Scrub Sinks are essential to any OR and help to ensure patient safety. LogiQuip's entire line of **304 Stainless Steel Surgical Scrub Sinks** are hands-free scrub stations that are **Knee** and/or **Infrared** operated to minimize cross contamination. With standard features such as **Deep Sloping Basins**, **Adjustable Thermostatic Controlled Pressure Regulating Mixing Valve** and **Flow Control Valves**, and optional features such as **Foot Operated Water and Soap**, **Digital Scrub Timer**, and **Eye Wash**, our **Scrub Sinks** can be built out to specification.



MODEL # SS69

KNEE OPERATED SCRUB SINKS

The operation of these **Surgical Sinks** is simple. Press the **Knee Panel** one time to activate water flow. Press again to stop flow. The **Soap Panel** works in a pumping fashion with soap being dispensed through a **Stainless Steel Spout** located near the **Mixing Valve**. The **Sink Base** has been designed to accommodate a gallon sized soap container storage behind the **Knee Panels**.

304 STAINLESS STEEL*

LogiQuip **Scrub Sinks** are **304 Stainless Steel** making them durable, easy-to-clean, and corrosion-resistant.

*See the LogiQuip Cleaning Guide for cleaning instructions.

OPTIONAL ACCESSORIES

Several additional options such as **Foot Operated Water and Soap**, **Eye Wash**, **Digital Scrub Timer**, and **In-Wall Chair Carrier** are available to customize your **Scrub Sink** to your specific needs

INFRARED OPERATED SCRUB SINKS

The **Infrared Sensor** is located on the front of each station and is activated by the user's waist. There is a 2-second on/off delay for water flow. The **Sensor Range** is 12"-14". Both features combined eliminate activation by simply passing by. **Optional Knee Operated or Foot Control Soap Pumps** are available.

LOGIQUIP® COMPLEMENTARY PRODUCTS

LogiQuip has a wide variety of **Essential (Complementary) Products** that can be used across your facility. **Stainless Steel** products ranging from **Kick Buckets** and **IV Stands** to **Linen Hampers**, and **Cylinder Carriers** are designed with the quality you expect from LogiQuip.



✚ STAINLESS STEEL PRODUCTS

Many of our Complementary Products are manufactured with Stainless Steel. These easy-to-clean, corrosion-resistant products provide strength and durability in the harshest environment.

✚ IV POLES


LogiQuip's **Stainless Steel Adjustable IV Poles** are available with **Weighted Base**, **Compact Base**, and **Essential Model** options. All **IV Poles** include a **4-Hook Top**, and 3-inch **Casters** that provide stability and allow patients to easily move without interruption to intravenous therapies.

✚ INSTRUMENT TABLES

With a wide variety of applications, LogiQuip's line of **Stainless Steel Instrument Tables** are available in a variety of sizes with a **Bottom Shelf** or **H-Brace** and 3-inch **Neoprene Casters**.

✚ MAYO STANDS

Keep surgical instruments and materials within reach during surgical procedures with LogiQuip **Mayo Stands**. This stand comes in **Single** or **Double Post Support**, is **Foot Operated**, has two (2) **Casters** with **Friction Lock**. With a removable instrument tray on a movable stand, these all-welded, **Stainless Steel Mayo Stands** are an essential tool in your OR.



www.logiquip.com

(800) 665-3760 | customersupport@logiquip.net

11.2022