



# Fine Mesh

## BASKET SHELVEING



# WHY LOGIQUIP®?



Healthcare exclusive since 1992, LogiQuip's **Inventory Management Solutions** are designed for Healthcare Professionals looking for a better way to manage supply chain tasks. With **Expert Advice**, **Innovative Solutions**, and **360° Service** that doesn't stop after the sale, LogiQuip's sole purpose is to ensure Healthcare Professionals have the supplies they need when they need them. Partnering with you to design and implement the right solutions, we give you time back to focus on what's important, Patient Care.

## **EXPERT ADVICE**

With an in-depth understanding of the industry and a focus on **Infection Control** and **Lean Processes**, we partner with you to ensure we design the right solutions for you.

## **INNOVATIVE SOLUTIONS**

Designed with an eye on the horizon, LogiQuip has **Innovative Solutions** that evolve with your facility. Our flexible and efficient options help to ensure you have the supplies you need when you need them.

## **360° SERVICE**

LogiQuip's experienced **Sales Representatives** and **Award-Winning Customer Support Team** provide unparalleled service before, during, and after the sale.



# LET US DO THE HEAVY LIFTING

WITH LABOR SHORTAGES AND THE EVER-INCREASING DEMAND TO DO MORE WITH LESS, the **LogiQuip Services Team** can help to decrease that burden with turnkey solutions to help ensure you have the supplies you need when you need them.

## PROJECT MANAGEMENT

From our initial meeting with you through implementation, a LogiQuip **Services Team Member** will be assigned as your **Project Manager**, working with you every step of the way. Your **Project Manager** will serve as your single point of contact during the project life cycle. Together we will develop and implement project milestones until the work is complete. Contact your **Sales Representative** or call **(800) 665-3760** for more information.

## ON-SITE ANALYSIS

Working with your LogiQuip **Representative**, an on-site analysis will be done to ensure that the **Project Manager** has a complete understanding of your current environment. During our on-site analysis we will review your current state, identify gaps, and align on the goals of the project.

## PLANNING

Using a mix of innovative products, Lean principles, tried and true methods, and out of the box thinking, LogiQuip will provide a holistic plan with turnkey solutions to minimize downtime while decreasing your storage footprint and increasing PAR levels.

## INSTALLATION & CONVERSION

LogiQuip is dedicated to providing on-time delivery, efficient installation, and supply conversion to minimize down time and time on site to get you up and running as quickly as possible.

## ONGOING SUPPORT

With the project complete, we want to help you sustain the changes that have been made. With **Annual Inventory Reviews**, **Preventative Maintenance Plans**, and **Field Service** for in warranty and out of warranty repairs, we have you covered to keep things running smoothly.

# TABLE OF CONTENTS

## TABLE OF CONTENTS

WHY LOGIQUIP® . . . . .	2
LOGIQUIP SERVICES . . . . .	3
FINE MESH BASKET SHELVING FEATURES & BENEFITS . . . . .	5
FINE MESH BASKET SHELVING PRODUCT LINE COMPARISON . . . . .	6-7
PARWIRE® SYSTEMS . . . . .	8-9
PARWIRE MOBILE CART KITS . . . . .	8
PARWIRE COMPONENTS . . . . .	9
PARWALL® SYSTEMS . . . . .	10-18
PARWALL FREESTANDING SYSTEMS . . . . .	11-14
PARWALL FREESTANDING SINGLE-SIDED SYSTEM . . . . .	12
PARWALL FREESTANDING DOUBLE-SIDED SYSTEM . . . . .	13
PARWALL FREESTANDING COMPONENTS . . . . .	14
PARWALL ON LOUVERED PANEL SYSTEMS . . . . .	15-16
PARWALL ON LOUVERED PANELS + KITS . . . . .	15
PARWALL LOUVERED PANEL COMPONENTS + ACCESSORIES . . . . .	16
PARWALL LEAN WALL SYSTEM . . . . .	17-18
PARWALL LEAN WALL KITS . . . . .	17
PARWALL LEAN WALL COMPONENTS . . . . .	18
COMPONENTS & ACCESSORIES . . . . .	19-23
PARWALL COMPONENTS - FINE MESH BASKET SHELVING . . . . .	19
PARWIRE & PARWALL SYSTEM ACCESSORIES . . . . .	20-23



# LOGIQUIP® FINE MESH BASKET SHELVING FEATURES & BENEFITS

LogiQuip® ParWire®, ParWall®, Lean Wall, and Louvered Panel Systems with Fine Mesh Basket Shelf design help to increase storage capacity. Ideal for storage of even your smallest items, these strong and durable **Basket Shelves** come in a variety of sizes and can be **Frame, Post, or Louvered Panel** mounted for easy customization. Pair our **Fine Mesh Basket Shelving** with our patented **Kanban Dividers** and **Intelli-Flip™ System** to create a Lean, system-driven process that helps reduce supply chain costs and eliminate stockouts.

## + STORE UP TO 40% MORE

Our ParWire and ParWall Fine Mesh Basket Shelves, Dividers, and patented Kanban Dividers help to increase storage capacity by up to 40%\* by eliminating the need for the traditional plastic **Two-Bin System**. This system efficiently uses every inch of available space and allows for storage of even your smallest items.



LQS FLAT SHELF LOADED WITH TRADITIONAL 2-BIN SYSTEM



PARWIRE FINE MESH BASKET WITH DIVIDERS & KANBAN DIVIDERS

\*Up to 40% space savings when comparing the 2436CH LQS Flat Wire Shelf with Two-Bin System to PRRG2436 ParWire Basket Shelf with Fine Mesh Dividers (see images below).

## + FINE MESH BASKET DESIGN

With the traditional **Two-Bin System**, dust and debris are trapped in the **Bins**, and require regular cleaning to maintain. Our **Fine Mesh Basket** design allows for dust and debris to fall through the shelf eliminating this step for a virtually maintenance-free solution.

## + PATENTED INTELLI-FLIP SYSTEM

Upgrade to LogiQuip's patented **Intelli-Flip System** which provides intelligent, up-to-date inventory management designed to increase productivity while reducing labor costs.

## + DOUBLE CHROME PLATING

Each carbon steel **Shelf** and **Post** is **Double Chrome Plated** providing added strength. In addition to the smooth, bright finish that minimizes damage to stored items, **Double Chrome Plating** also helps to eliminate discoloration and peeling.

## + LIMITED 5-YEAR WARRANTY

LogiQuip products are covered by a **Limited 5-Year Warranty** from date of receipt against defect in materials or workmanship under normal use and service, excluding **Electronic Components, Cart Covers, Custom Products, LogiCell Tambour Doors Label Holders, and Casters**. During this period, LogiQuip will, in its sole discretion, repair defects in materials or workmanship that existed when the product was received or replace the product. Visit [LogiQuip.com/Warranty](http://LogiQuip.com/Warranty) for more details.



# LOGIQUIP® FINE MESH BASKET SHELVING PRODUCT LINES

## WHAT'S THE DIFFERENCE?

While both **ParWire®** and **ParWall® Baskets Shelves** allow for increased storage capacity, the real difference comes with how these **Fine Mesh Basket Shelves** are mounted. From **Freestanding** to **Wall Mounted** executions, we have the right solution. See the chart below to compare all **Fine Mesh Basket Shelving Lines**.




**ParWire Systems** are on 1" posts and can be paired with our **LQS Flat Wire, Waterfall Edge, and Basket Shelving**.



**ParWall Freestanding Systems** are available as **Single-Sided or Double-Sided**.



**Louvered Panel Systems**, our most traditional shelving line, also accept blue **Bins**.



**Lean Wall Systems** are ideal for working around obstructions on a wall such as light switches, vents, and more.

### FINE MESH BASKET SHELVING PRODUCT LINE COMPARISON

FEATURES	PARWIRE SYSTEMS	PARWALL FREE STANDING SYSTEMS	PARWALL LOUVERED PANEL SYSTEMS	PARWALL LEAN WALL SYSTEMS
MOBILE	Yes	Yes	No	No
STATIONARY	Yes	Yes	Yes	Yes
MOUNTING TYPE	Freestanding Post Mounted (4) 1" Post	Freestanding Frame Mounted	Louvered Panel Mounted to Wall	Frame Mounted to Wall
SHELVING TYPE	ParWire Basket Shelves	ParWall Basket Shelves are Mounted to Frame using Brackets	ParWall Basket Shelves Mount directly onto Louvered Panel	ParWall Basket Shelves are Mounted to Frame using Brackets
SHELVING OPTIONS	Standard Slant Glide	Basket Shelves can be Mounted Straight or at an Angle with 3-Position Mounting Brackets	Basket Shelves can only be Mounted Straight	Basket Shelves can be Mounted Straight or at an Angle with 3-Position Mounting Brackets
SHELVING DEPTHS	18", 24"	12", 18"	12", 18"	12", 18"
SHELVING WIDTHS	24", 36", 48", 60"	18", 36", 48"	18", 36", 48"	18", 36", 48"



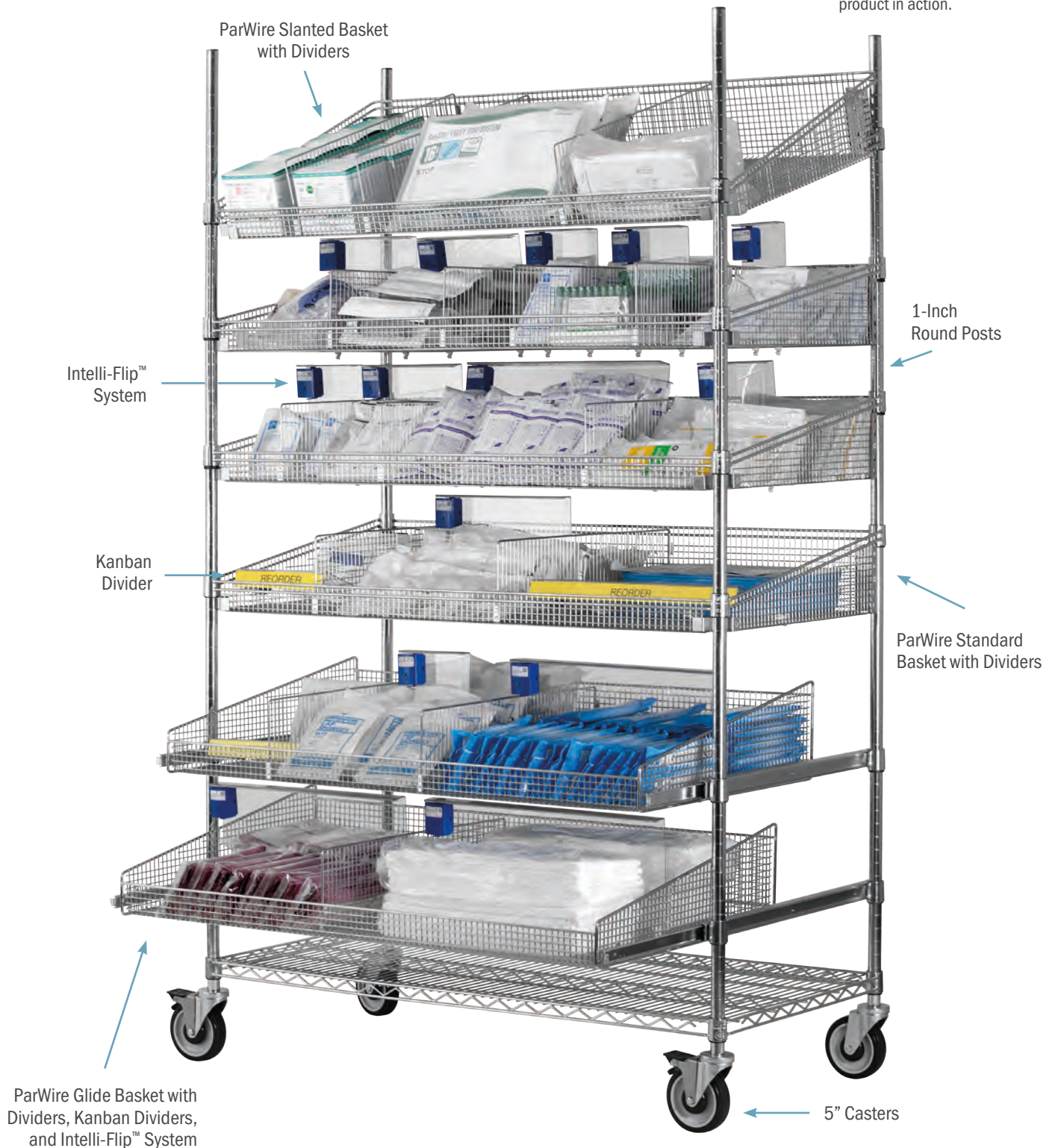
# LOGIQUIP® PARWIRE® WITH FINE MESH BASKET SHELVING

## PARWIRE BASKET SHELVING

ParWire Basket Shelving can be outfitted with **Standard, Slanted, or Glide Basket Shelves**. The **Glide Basket Shelf** extends 50% for easy visibility and access to stored items and can hold up to 50 pounds. With a variety of sizes, **ParWire Basket Shelving** can flex up or down based on your needs.



Scan QR Code to see product in action.



# LOGIQUIP® PARWIRE® MOBILE CART KITS

## PARWIRE MOBILE CARTS

LogiQuip® ParWire Mobile Carts are designed with our **Fine Mesh Basket Shelves** mounted on 1" Posts. These strong and durable **Carts** come with a mix of standard **ParWire Standard** and **Slanted Fine Mesh Baskets Shelves** and are available in a variety of sizes. **ParWire Mobile Carts** come with two (2) **Flat Shelves**, one (1) **Dust Cover**, four (4) 5" **Casters** (2 Swivel/2 Brake), four (4) **Donut Bumpers**, and four (4) 1" round **Posts**.

PARWIRE MOBILE CART KITS		
MODEL	DESCRIPTION	D x W x H - IN.
PRM1824-15*	5 Standard Baskets, 12 Dividers	18 x 24 x 80
PRM1824-7	7 Standard Baskets, 14 Dividers	18 x 24 x 80
PRM1836-15*	5 Standard Baskets, 18 Dividers	18 x 36 x 80
PRM1836-6	6 Standard Baskets, 18 Dividers	18 x 36 x 80
PRM1836-7	7 Standard Baskets, 21 Dividers	18 x 36 x 80
PRM1848-15*	5 Standard Baskets, 24 Dividers	18 x 48 x 80
PRM1848-6	6 Standard Baskets, 24 Dividers	18 x 48 x 80
PRM1848-7	7 Standard Baskets, 28 Dividers	18 x 48 x 80
PRM1860-15*	5 Standard Baskets, 30 Dividers	18 x 60 x 80
PRM1860-6	6 Standard Baskets, 30 Dividers	18 x 60 x 80
PRM1860-7	7 Standard Baskets, 35 Dividers	18 x 60 x 80
PRM2424-15*	5 Standard Baskets, 12 Dividers	24 x 24 x 80
PRM2424-6	6 Standard Baskets, 12 Dividers	24 x 24 x 80
PRM2424-7	7 Standard Baskets, 14 Dividers	24 x 24 x 80
PRM2436-15*	5 Standard Baskets, 18 Dividers	24 x 36 x 80
PRM2436-6	6 Standard Baskets, 18 Dividers	24 x 36 x 80
PRM2436-7	7 Standard Baskets, 21 Dividers	24 x 36 x 80
PRM2448-15*	5 Standard Baskets, 24 Dividers	24 x 48 x 80
PRM2448-6	6 Standard Baskets, 24 Dividers	24 x 48 x 80
PRM2448-7	7 Standard Baskets, 28 Dividers	24 x 48 x 80
PRM2460-15*	5 Standard Baskets, 30 Dividers	24 x 60 x 80
PRM2460-5	5 Standard Baskets, 25 Dividers	24 x 60 x 80
PRM2460-6	6 Standard Baskets, 30 Dividers	24 x 60 x 80
PRM2460-7	7 Standard Baskets, 35 Dividers	24 x 60 x 80

\* These models also include one (1) **Slanted Bracket** in addition to what is listed above.



MODEL # PRM2424-7  
with Kanban Dividers and  
Intelli-Flip™ System

## PARWIRE ACCESSORIES

**Standard and Fine Mesh Dividers** come as part of the **ParWire Mobile Cart Kits**. They can also be ordered as **Accessories** when building a custom Cart. See pages 20-23 for all **ParWire Accessories**.



## PARWIRE BASKET SHELVING OPTIONS

The LogiQuip® ParWire System with our **Fine Mesh Basket** design helps to increase storage capacity by up to 40%. These strong and durable shelves come in a variety of sizes and are compatible with LogiQuip's 1" round Posts for easy customization. This design is available in **Standard**, **Slanted**, or **Glide** options. Our **ParWire Fine Mesh Glide Basket** extends out 50% for full visibility and easy access to stored items. Available in 36", 48", and 60" widths, each basket can hold up to 50 pounds. A maximum of three (3) **ParWire Glide Baskets** can be used on one cart.

SLANTED BASKETS *		
MODEL	D x W x H - IN.	WT MAX
PRSL1824	18 x 24 x 6.25	75 lbs
PRSL1836	18 x 36 x 6.25	75 lbs
PRSL1848	18 x 48 x 6.25	75 lbs
PRSL1860	18 x 60 x 6.25	75 lbs
PRSL2424	24 x 24 x 6.25	75 lbs
PRSL2436	24 x 36 x 6.25	75 lbs
PRSL2448	24 x 48 x 6.25	75 lbs
PRSL2460	24 x 60 x 6.25	75 lbs

\*Baskets are slanted at 15 degrees.

STANDARD BASKETS		
MODEL	D x W x H - IN.	WT MAX
PRRG1824	18 x 24 x 7	125 lbs
PRRG1836	18 x 36 x 7	125 lbs
PRRG1848	18 x 48 x 7	75 lbs
PRRG1860	18 x 60 x 7	50 lbs
PRRG2424	24 x 24 x 7	125 lbs
PRRG2436	24 x 36 x 7	125 lbs
PRRG2448	24 x 48 x 7	75 lbs
PRRG2460	24 x 60 x 7	50 lbs

GLIDE BASKETS *		
MODEL	D x W x H - IN.	WT MAX
PRSO1836	18 x 36 x 6.25	50 lbs
PRSO1848	18 x 48 x 6.25	50 lbs
PRSO1860	18 x 60 x 6.25	50 lbs
PRSO2424	24 x 24 x 6.25	50 lbs
PRSO2436	24 x 36 x 6.25	50 lbs
PRSO2448	24 x 48 x 6.25	50 lbs
PRSO2460	24 x 60 x 6.25	50 lbs


\*Not for use in mobile applications.



# LOGIQUIP® PARWALL® SYSTEMS

## PARWALL SYSTEMS


LogiQuip's ParWall Systems are designed to maximize storage space, provide high product visibility, and increase usable space. ParWall Systems can be **Freestanding (Stationary, Mobile)** or fixed to a wall (**Lean Wall®** or **Louvered Panel**). These Frames can accommodate seven (7) **Baskets** vertically and accept **Slanted Baskets** for easy access to supplies. **Pressure-Fit Dividers** are standard, along with a bottom **Dust Cover** or **Dust Shelf**.



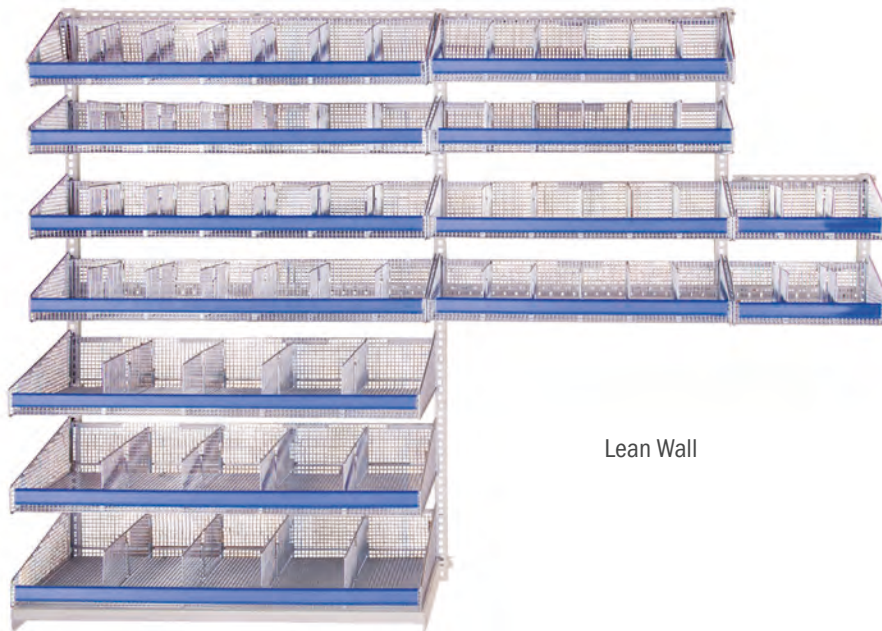
Freestanding  
Stationary



Freestanding  
Mobile



Louvered Panel



Lean Wall

## PARWALL COMPONENTS & ACCESSORIES

See page 19 for ParWall Fine Mesh Basket Shelving, and pages 20-23 for ParWall Accessories.



# LOGIQUIP® PARWALL® FREE STANDING SHELVING

## PARWALL BASKET SHELVING

ParWall Basket Shelves on Freestanding Single-Sided and Double-Sided Frames are designed with a heavy-duty steel frame that allows for up to seven (7) Basket Shelves, maximizing storage capacity. ParWall Freestanding units are on 3-inch Casters so they can be easily moved for maintenance. You can order a pre-configured kit or custom-build your own.



Scan QR Code to see product in action.





# PARWALL® FREESTANDING SINGLE-SIDED SYSTEM

## PARWALL FREESTANDING SINGLE-SIDED SYSTEM

LogiQuip's **ParWall Freestanding Single-Sided System** is designed with a heavy-duty steel frame that allows maximum storage capacity. Slots run down the frame post in 1" increments giving users the ability to arrange 12" or 18" deep **Baskets Shelves** where needed. Using **Slant Brackets** (page 14) allows the placement of a **Basket Shelf** at an angle on top for increased visibility and easy access. We offer a selection of pre-configured **Kits** or you can custom build your own.

MODEL #  
PWMS18



MODEL #  
PWMS36.33



### FREESTANDING SINGLE-SIDED FRAMES

MODEL	DESCRIPTION	D x W x H - IN.
PWMS18	Single-Sided Frame on Casters, Dust Cover, Cross Bars	24 x 21 x 80
PWMS36	Single-Sided Frame on Casters, Dust Cover, Cross Bars	24 x 38 x 80
PWMS48	Single-Sided Frame on Casters, Dust Cover, Cross Bars	24 x 50 x 80

### FREESTANDING PARWALL KITS (SINGLE-SIDED)

MODEL	DESCRIPTION	D x W x H - IN.
PWMS18.33*	PWMS18, (3) 12" Baskets, (6) 12" Dividers, (3) 18" Baskets, (3) 18" Dividers	24 x 21 x 80
PWMS18.43†	PWMS18, (4) 12" Baskets, (8) 12" Dividers, (3) 18" Baskets, (3) 18" Dividers	24 x 21 x 80
PWMS36.33*	PWMS36, (3) 12" Baskets, (15) 12" Dividers, (3) 18" Baskets, (9) 18" Dividers	24 x 38 x 80
PWMS36.34†	PWMS36, (3) 12" Baskets, (15) 12" Dividers, (4) 18" Baskets, (12) 18" Dividers	24 x 38 x 80
PWMS36.43†	PWMS36, (4) 12" Baskets, (20) 12" Dividers, (3) 18" Baskets, (9) 18" Dividers	24 x 38 x 80
PWMS48.16†	PWMS48, (1) 12" Baskets, (6) 12" Dividers, (6) 18" Baskets, (40) 18" Dividers	24 x 50 x 80
PWMS48.33*	PWMS48, (3) 12" Baskets, (18) 12" Dividers, (4) 18" Baskets, (16) 18" Dividers	24 x 50 x 80
PWMS48.34†	PWMS48, (3) 12" Baskets, (18) 12" Dividers, (4) 18" Baskets, (16) 18" Dividers	24 x 50 x 80
PWMS48.43†	PWMS48, (4) 12" Baskets, (24) 12" Dividers, (3) 18" Baskets, (12) 18" Dividers	24 x 50 x 80

\*Each Kit comes with six (6) sets of **Mounting Brackets**.

†Each Kit comes with one (1) set of 3-position **Slanted Brackets** and six (6) sets of **Mounting Brackets**.

# PARWALL® FREESTANDING DOUBLE-SIDED SYSTEM

## PARWALL FREESTANDING DOUBLE-SIDED SYSTEM

LogiQuip's ParWall Double-Sided Freestanding System takes the ParWall Single-Sided System and doubles the capacity. The heavy-duty, double-sided steel frame allows the user to place **Baskets** back-to-back to maximize storage capacity. 12" and 18" deep **Basket Shelves** can be arranged in 1" increments to fit virtually any need. Using **Slant Brackets** (page 14) allows the placement of a **Basket Shelf** at an angle on top for increased visibility and easy access. We offer a selection of pre-configured **Kits** or you can custom build your own.



MODEL #  
PWMD48



MODEL #  
PWMD36.86

### FREESTANDING DOUBLE-SIDED FRAMES

MODEL	DESCRIPTION	D x W x H - IN.
PWMD36	Double-Sided Frame on Casters, Dust Cover, Cross Bars	40.25 x 38 x 80
PWMD48	Double-Sided Frame on Casters, Dust Cover, Cross Bars	40.25 x 50 x 80

### FREESTANDING PARWALL KITS (DOUBLE-SIDED)

MODEL*	DESCRIPTION	D x W x H - IN.
PWMD36.86	PWMD36, (8) 12" Baskets, (40) 12" Dividers, (6) 18" Baskets, (18) 18" Dividers	24 x 38 x 80
PWMD48.212	PWMD48, (2) 12" Baskets, (12) 12" Dividers, (12) 18" Baskets, (80) 18" Dividers	40.25 x 50 x 80
PWMD48.68	PWMD48, (6) 12" Baskets, (36) 12" Dividers, (8) 18" Baskets, (32) 18" Dividers	40.25 x 50 x 80
PWMD48.86	PWMD48, (2) 12" Baskets, (12) 12" Dividers, (12) 18" Baskets, (80) 18" Dividers	40.25 x 50 x 80

\*Each Kit comes with one (1) set of 3-position **Slanted Brackets** and six (6) sets of **Mounting Brackets**.

# PARWALL® FREESTANDING COMPONENTS

## PARWALL FREESTANDING FRAME COMPONENTS


Custom build your ideal Freestanding ParWall unit with a variety of components that allow you to customize ParWall to your precise needs. ParWall Fine Mesh Basket Shelving can be found on page 19.

FRAME COMPONENTS	
MODEL	DESCRIPTION
PWFS76*	Single-Sided Frame
PWFD76*	Double-Sided Frame
PWDC18	18" W Bottom Dust Cover
PWDC36	36" W Bottom Dust Cover
PWDC48	48" W Bottom Dust Cover
PWCAST3BHD	3" Caster with Brake
PWCAST3HD	3" Swivel Caster
PWLF	Leveling Foot
PWCB18*	18" W Cross Bar
PWCB36*	36" W Cross Bar
PWCB48*	48" W Cross Bar

\*Single-Sided Frame, Double-Sided Frame, and Cross Bars are sold individually. Two (2) are needed per Cart.



Bottom Dust Cover



Single-Sided Frame

Double-Sided Frame



Cross Bar



3" Caster Swivel



3" Caster Swivel/Brake



Leveling Foot

PARWALL BRACKETS*	
MODEL	DESCRIPTION
PWBRACKET	Brackets (pair) for Mounting Standard Baskets and Shelves
PWBRACKETSLT	3-Position Brackets (pair) for Mounting Slanted Baskets

\*For all ParWall Systems except Louvered Panels.



MODEL # PWBRACKET




MODEL # PWBRACKETSLT

PARWALL SLOPED SHELVING + DIVIDER		
MODEL	DESCRIPTION	W x H - IN.
PWSH1818	Sloped Shelf	18 x 18
PWSH1836	Sloped Shelf	36 x 18
PWSH1848	Sloped Shelf	48 x 18
PWSHDIV	Divider for Sloped Shelf	—



MODEL # PWSH1818



MODEL # PWSHDIV

## PARWALL COMPONENTS & ACCESSORIES

See pages 20-23 for ParWall Accessories.



# LOGIQUIP® PARWALL® ON LOUVERED PANELS + KITS

## PARWALL ON LOUVERED PANELS

**ParWall on Louvered Panels** is a traditional way of mounting baskets to the wall. This approach keeps products off the floor, allowing utilization of various **Accessories**. Using **ParWall Fine Mesh Baskets Shelves on Louvered Panels** increases storage capacity over plastic **Bins** by increasing the depth, removing wasted space between **Bins**, and maximizing the lane capacity.

- **Louvered Panels** are cream and can accommodate six (6) **Baskets** (shown below) vertically
- **Pressure-Fit Dividers** allow for proper PAR levels for each SKU
- **Pegs and Spikes** are available **Accessories** (page 16) to hang durable medical equipment
- Accepts **Storage Bins** and **Tilt Bins**
- Must be mounted with ¾" backing or on blocking in the wall

## PARWALL ON LOUVERED PANEL KITS

**Louvered Panels Kits with ParWall Fine Mesh Baskets** on traditional **Louvered Panels** increases storage capacity and keeps products off the floor, allowing utilization of various accessories. All **Kits** include **Hardware** and **Mounting Brackets**. See the chart below for more **Kit** details.

LOUVERED PANEL KITS		
MODEL	DESCRIPTION	D x W x H - IN.
PWW186	(1) 18.5" W x 61" D Louvered Panel, (3) 12" D x 18" W ParWall Fine Mesh Basket Shelves, each with (2) Dividers, (3) 18" D x 18" W ParWall Fine Mesh Basket Shelves, each with (1) Divider, (1) 18" D x 18" Dust Shelf	18 x 18.5 x 61
PWW366	(1) 36.5" W x 61" D Louvered Panel, (3) 12" D x 36" W ParWall Fine Mesh Basket Shelves, each with (5) Dividers, (3) 18" D x 36" W ParWall Fine Mesh Basket Shelves, each with (3) Dividers, (1) 18" D x 36" Dust Shelf	18 x 36.5 x 61
PWW486	(2) 24.25" W x 61" D Louvered Panel, (3) 12" D x 48" W ParWall Fine Mesh Basket Shelves, each with (6) Dividers, (3) 18" D x 36" W ParWall Fine Mesh Basket Shelves, each with (4) Dividers, (1) 18" D x 48" Dust Shelf	18 x 48.5 x 61

MODEL # PWW366



## PARWALL ON LOUVERED PANEL CRUTCH STORAGE KITS

**Louvered Panels Crutch Storage Kits** provide specialized storage for crutches. These can also be customized with additional **Spikes**.

LOUVERED PANEL CRUTCH STORAGE KITS		
MODEL	DESCRIPTION	D x W x H - IN.
PWCRUTCH3619	36.5" W x 19" H Louvered Panel with Hardware, (5) 12" Angled, Square, Heavy Duty Spikes	18 x 36.5 x 19
PWCRUTCH3661	36.5" W x 61" H Louvered Panel with Hardware, (10) 12" Angled, Square, Heavy Duty Spikes	18 x 48.5 x 61




# LOGIQUIP® PARWALL® LOUVERED PANEL COMPONENTS + ACCESSORIES

## PARWALL LOUVERED PANELS

Start your customized **Louvered Panel** storage solution by selecting the right size louvered panel. These **Panels** are available in three (3) widths and two (2) heights and can accommodate **ParWall Fine Mesh Basket Shelving, Blue Bins,** and other **Accessories** (see below).

LOUVERED PANELS	
MODEL	W x H - IN.
P1819B	18.5 x 19
P1861B	18.5 x 61
P3619B	36.5 x 19
P3661B	36.5 x 61
P4819B	48.5 x 19
P4861B	48.5 x 61



MODEL # P3661B

## PARWALL LOUVERED PANEL BRACKETS

Mounting Bracket for mounting ParWall Louvered Panels to a Freestanding or Wall Mounted Frame.

PARWALL LOUVERED PANEL BRACKETS†	
MODEL	DESCRIPTION
PWBRACKET18	Mounts Louvered Panel to 18" Frame
PWBRACKET36	Mounts Louvered Panel to 36" Frame
PWBRACKET3661	Mounts P3661 Panel to 36" Frame (set of 4)
PWBRACKETSH	Mounts for PFWxxxxSH Shelf (pair)

†Only for Louvered Panels




MODEL #  
PWBRACKET18

## PARWALL DUST SHELF

**ParWall Dust Shelves** are placed under the **Shelving** unit to collect dust and debris that falls through the **Fine Mesh Baskets**, for easy maintenance and cleaning. **NOTE:** One (1) pair of PWBRACKETSH are needed for each **Dust Shelf**.

PARWALL DUST SHELF*		
MODEL	DESCRIPTION	W x H - IN.
PFW1818SH	For 18" W Models, White	18 x 18
PFW1836SH	For 36" W Models, White	36 x 18
PFW1848SH	For 48" W Models, White	48 x 18

\*Compatible with Lean Wall Models ONLY.




MODEL # PFW1848SH

## LOUVERED PANEL ACCESSORIES

Choose from a variety of Louvered Panels Accessories.

LOUVERED PANEL ACCESSORIES		
MODEL	LENGTH - IN.	DESCRIPTION
PWHDSPIKE12	12"	① Square Heavy Duty Equipment Spike, Angled
PWSPIKE12	12"	② Round Equipment Spike, Angled
PWRSPIKE9	9"	③ Equipment Spike, Light Duty Rod
PWDLSPIKE10	10"	④ Equipment Spikes, Double Rod
PWHDSPIKE6	6"	⑤ Heavy Duty Equipment Spikes, Single Rod
HTH	—	⑥ Horizontal Tape Holder




⑥ HTH (not pictured)  
holds six (6) rolls of  
tape horizontally.

# LOGIQUIP® PARWALL® LEAN WALL SYSTEM

## LEAN WALL SYSTEM

LogiQuip's **Lean Wall System** must be mounted with a  $\frac{3}{4}$ " backing on a wall or blocking in a wall. This system is more flexible than **Louvered Panels** since it allows you to plan around obstructions on the wall such as fire extinguishers outlets, vents, and more. You can easily add sections to a starter frame for longer wall storage. The **Lean Wall System** can be 12" or 18" deep, comfortably accommodate up to seven (7) **Fine Mesh Baskets** (shown below) vertically (18", 36" and 48" wide). It can accept **Slanted Baskets** for easier access. 19" high **Louvered Panels** are available for **Storage Bins**, **Tilt Bins**, **Pegs**, and **Spikes** (page 16). Maximum weight load is 50 pounds per **Basket**.



MODEL # PWLW3874S7  
With Add-Ons and Accessories

LEAN WALL KITS		
MODEL	DESCRIPTION	WIDTH
PWLW1874A6	(6) Fine Mesh Baskets – (3) 12", (3) 18", Dividers, Add-On Unit	18"
PWLW1874A7	(7) Fine Mesh Baskets – (4) 12", (3) 18", Dividers, Add-On Unit	18"
PWLW1874A7-34	(7) Fine Mesh Baskets – (3) 12", (4) 18", Dividers, Add-On Unit	18"
PWLW1874S6	(6) Fine Mesh Baskets – (3) 12", (3) 18", Dividers, Starter Unit	18"
PWLW1874S7	(7) Fine Mesh Baskets – (4) 12", (3) 18", Dividers, Starter Unit	18"
PWLW1874S7-34	(7) Fine Mesh Baskets – (3) 12", (4) 18", Dividers, Starter Unit	18"
PWLW3674A6	(6) Fine Mesh Baskets – (3) 12", (3) 18", Dividers, Add-On Unit	36"
PWLW3674A7	(7) Fine Mesh Baskets – (4) 12", (3) 18", Dividers, Add-On Unit	36"
PWLW3674A7-34	(7) Fine Mesh Baskets – (3) 12", (4) 18", Dividers, Add-On Unit	36"
PWLW3674S6	(6) Fine Mesh Baskets – (3) 12", (3) 18", Dividers, Starter Unit	36"
PWLW3674S7	(7) Fine Mesh Baskets – (4) 12", (3) 18", Dividers, Starter Unit	36"
PWLW3674S7-34	(7) Fine Mesh Baskets – (3) 12", (4) 18", Dividers, Starter Unit	36"
PWLW4874A6	(6) Fine Mesh Baskets – (3) 12", (3) 18", Dividers, Add-On Unit	48"
PWLW4874A7	(7) Fine Mesh Baskets – (4) 12", (3) 18", Dividers, Add-On Unit	48"
PWLW4874A7-34	(7) Fine Mesh Baskets – (3) 12", (4) 18", Dividers, Add-On Unit	48"
PWLW4874S6	(6) Fine Mesh Baskets – (3) 12", (3) 18", Dividers, Starter Unit	48"
PWLW4874S7	(7) Fine Mesh Baskets – (4) 12", (3) 18", Dividers, Starter Unit	48"
PWLW4874S7-34	(7) Fine Mesh Baskets – (3) 12", (4) 18", Dividers, Starter Unit	48"

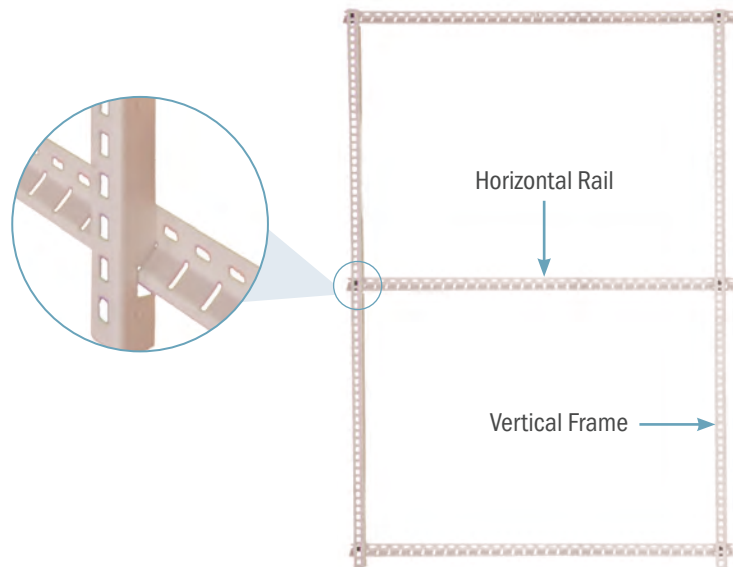


# PARWALL® LEAN WALL COMPONENTS

## PARWALL LEAN WALL COMPONENTS - RAILS & FRAME

LogiQuip's **Lean Wall Components** include **Horizontal Rails (Starter and Add-On)** in three widths; 18", 36", 48" and **Vertical Frames** in three heights; 18", 36", 48". Once **Horizontal Rails** are fastened into place with screws, **Vertical Frames** snap into place. These **Rails** and **Frames** can be assembled in many configurations to work around obstacles on the wall.

INDIVIDUAL LEAN WALL RAILS & FRAMES	
MODEL	DESCRIPTION
PWLWHR18A	18" W Horizontal Rail, Add-on
PWLWHR18S	18" W Horizontal Rail, Starter
PWLWHR36A	36" W Horizontal Rail, Add-on
PWLWHR36S	36" W Horizontal Rail, Starter
PWLWHR48A	48" W Horizontal Rail, Add-on
PWLWHR48S	48" W Horizontal Rail, Starter
PWLWVF18	18" H Vertical Frame
PWLWVF39	39" H Vertical Frame
PWLWVF74	74" H Vertical Frame



## PARWALL MOUNTING BRACKETS

**ParWall Mounting Brackets** come in a set of two (2). **3-Position Mounting Brackets** allow for **ParWall Basket Shelves** to be slanted at three different angles.

PARWALL BRACKETS*	
MODEL	DESCRIPTION
PWBRACKET	Brackets (pair) for Mounting Standard Baskets and Shelves
PWBRACKETSLT	3-Position Brackets (pair) for Mounting Slanted Baskets

\*For all ParWall Systems except Louvered Panels.



MODEL #  
PWBRACKET




MODEL #  
PWBRACKETSLT

## PARWALL DUST SHELF

**ParWall Dust Shelves** are placed under the **Shelving** unit to collect dust and debris that falls through the **Fine Mesh Baskets**, for easy maintenance and cleaning.

PARWALL DUST SHELF*		
MODEL	DESCRIPTION	W x H - IN.
PFW1818SH	For 18" W Models, White	18 x 18
PFW1836SH	For 36" W Models, White	36 x 18
PFW1848SH	For 48" W Models, White	48 x 18

\*Compatible with Lean Wall Models ONLY.



MODEL # PFW1848SH


# LOGIQUIP® PARWALL® COMPONENTS - FINE MESH BASKET SHELVING



## PARWALL FINE MESH BASKET SHELVING

LogiQuip ParWall Basket Shelves with our Fine Mesh Basket Design helps to increase storage capacity and store even your smallest items. These Basket Shelves are double chrome plated and compatible with Mobile and Wall Mounted ParWall Frames, Louvered Panels, Kanban Dividers, and Intelli-Flip™.

FINE MESH BASKET SHELVING		
MODEL	D x W - IN.	WT MAX
PFW1218FM	12 x 18	100
PFW1236FM	12 x 36	100
PFW1248FM	12 x 48	100
PFW1818FM	18 x 18	100
PFW1836FM	18 x 36	100
PFW1848FM	18 X 48	100



MODEL # PFW1218FM

OPEN FRONT FINE MESH BASKET SHELF		
MODEL	D x W - IN.	WT MAX
PFW18360F	18 X 36	100




Open Front Fine Mesh Basket mounted to Freestanding Mobile Cart

# PARWIRE® & PARWALL® ACCESSORIES - KANBAN DIVIDERS


The LogiQuip® patented **Kanban Divider System** creates a **Kanban Trigger** when the caregiver accesses the safety stock by lowering the **Kanban Divider**, creating a visual cue to order more supplies. Available in 7" or 8.5" depths, our **Kanban Dividers** can be used with any of LogiQuip's **Fine Mesh Basket** products.

## KANBAN DIVIDERS

- The label face is 1.5" high
- Use the 7" deep **Dividers** for 12" and 18" deep **Fine Mesh Basket Shelving**
- Use the 8.5" deep **Dividers** for 24" deep **Fine Mesh Basket Shelving**
- Available as **Singles** or in **Packs of 10**



MODEL # DVKB127-1



MODEL # DVKB27-10  
(Pack of 10)

### SINGLE KANBAN DIVIDER WITH CLIPS

MODEL	DESCRIPTION	W x D x H - IN.
DVKB27-1	Includes (1) Divider, (2) Clips	1.75 x 7 x 1.5
DVKB37-1	Includes (1) Divider, (2) Clips	2.75 x 7 x 1.5
DVKB39-1	Includes (1) Divider, (2) Clips	2.75 x 8.5 x 1.5
DVKB47-1	Includes (1) Divider, (2) Clips	3.75 x 7 x 1.5
DVKB49-1	Includes (1) Divider, (2) Clips	3.75 x 8.5 x 1.5
DVKB67-1	Includes (1) Divider, (2) Clips	5.75 x 7 x 1.5
DVKB69-1	Includes (1) Divider, (2) Clips	5.75 x 8.5 x 1.5
DVKB97-1	Includes (1) Divider, (2) Clips	8.75 x 7 x 1.5
DVKB99-1	Includes (1) Divider, (2) Clips	8.75 x 8.5 x 1.5
DVKB127-1	Includes (1) Divider, (2) Clips	11.75 x 7 x 1.5
DVKB129-1	Includes (1) Divider, (2) Clips	11.75 x 8.5 x 1.5
DVKB187-1	Includes (1) Divider, (3) Clips	17.75 x 7 x 1.5
DVKB189-1	Includes (1) Divider, (3) Clips	17.75 x 8.5 x 1.5
DVKB207-1	Includes (1) Divider, (3) Clips	20 x 7 x 1.5
DVKB209-1	Includes (1) Divider, (3) Clips	20 x 8.5 x 1.5
DVKB247-1	Includes (1) Divider, (4) Clips	24 x 7 x 1.5
DVKB249-1	Includes (1) Divider, (4) Clips	24 x 8.5 x 1.5
DVKB357-1	Includes (1) Divider, (4) Clips	35 x 7 x 1.5
DVKB359-1	Includes (1) Divider, (4) Clips	35 x 8.5 x 1.5

### 10-PACK KANBAN DIVIDERS WITH CLIPS

MODEL	DESCRIPTION	W x D x H - IN.
DVKB27-10	Includes (10) Dividers, (20) Clips	1.75 x 7 x 1.5
DVKB37-10	Includes (10) Dividers, (20) Clips	2.75 x 7 x 1.5
DVKB39-10	Includes (10) Dividers, (20) Clips	2.75 x 8.5 x 1.5
DVKB47-10	Includes (10) Dividers, (20) Clips	3.75 x 7 x 1.5
DVKB49-10	Includes (10) Dividers, (20) Clips	3.75 x 8.5 x 1.5
DVKB67-10	Includes (10) Dividers, (20) Clips	5.75 x 7 x 1.5
DVKB69-10	Includes (10) Dividers, (20) Clips	5.75 x 8.5 x 1.5
DVKB97-10	Includes (10) Dividers, (20) Clips	8.75 x 7 x 1.5
DVKB99-10	Includes (10) Dividers, (20) Clips	8.75 x 8.5 x 1.5
DVKB127-10	Includes (10) Dividers, (20) Clips	11.75 x 7 x 1.5
DVKB129-10	Includes (10) Dividers, (20) Clips	11.75 x 8.5 x 1.5
DVKB187-10	Includes (10) Dividers, (30) Clips	17.75 x 7 x 1.5
DVKB189-10	Includes (10) Dividers, (30) Clips	17.75 x 8.5 x 1.5
DVKB207-10	Includes (10) Dividers, (30) Clips	20 x 7 x 1.5
DVKB209-10	Includes (10) Dividers, (30) Clips	20 x 8.5 x 1.5
DVKB247-10	Includes (10) Dividers, (40) Clips	24 x 7 x 1.5
DVKB249-10	Includes (10) Dividers, (40) Clips	24 x 8.5 x 1.5
DVKB357-10	Includes (10) Dividers, (40) Clips	35 x 7 x 1.5
DVKB359-10	Includes (10) Dividers, (40) Clips	35 x 8.5 x 1.5



# PARWIRE® & PARWALL® ACCESSORIES - INTELLI-FLIP™ SYSTEM

LogiQuip's patented **Intelli-Flip System** is a simple, intuitive tool that automates inventory management, saving just over 10 hours per day\* in supply management tasks and helps to ensure you have the supplies you need when you need them. **No scanning. No weight calibration. No wires to work around.**

## + SIMPLE & RESPONSIVE

An **Intelli-Flip Monitor** is attached to each **Kanban Divider**. When the caregiver accesses the safety stock by lowering the **Kanban Divider**, a signal is sent to the **Controller** that inventory needs to be replenished. **No scanning required.**

## + ERP INTEGRATION

Easily create orders with **ERP Integration**. **Intelli-Flip** can be integrated into your **ERP System** to automate ordering, reducing stock-outs and expired products.

## + INTELLI-FLIP DASHBOARD

Track inventory, velocity trends, days on hand, stock levels, system status updates on Monitor function, and battery life through a secure **Dashboard** on [Intelli-Flip.net](http://Intelli-Flip.net). **No need to go to the PAR location.**

## + IMPLEMENTATION

Assignment of stocked items to the **Intelli-Flip System** are handled individually through the portal or via bulk file upload for larger adjustments. **No need for weight calibration.**

## + ACCESS CONTROL

Users will have access to system data and adjustments based on assigned level of responsibility. Training by user level will be done upon install.

Access Inventory



Lower Kanban Divider to Signal to the Controller that Inventory Needs to be Replenished



Access Safety Stock



INTELLI-FLIP SYSTEM	
MODEL	DESCRIPTION
IFM-STB	Monitor
IFC-CELL	Cellular Controller
IFC-NET	Ethernet Controller



MODEL#  
IFM-STB



MODEL#  
IFC-NET

\*Based on 29 rooms with 5,149 items being tracked.

# PARWIRE® & PARWALL® ACCESSORIES - LABEL HOLDERS



## LABEL HOLDERS

Label Holders for ParWall and ParWire are available in multiple sizes and two (2) colors; Clear (CL) or Blue (BL).



BLUE



CLEAR

PARWALL LABEL HOLDERS	
MODEL	WIDE
LH18BLPW	18"
LH18CLPW	18"
LH36BLPW	36"
LH36CLPW	36"
LH48BLPW	48"
LH48CLPW	48"

PARWIRE LABEL HOLDERS	
MODEL	WIDE
LH24BLPRSB	24"
LH24CLPRSB	24"
LH36BLPRSB	36"
LH36CLPRSB	36"
LH48BLPRSB	48"
LH48CLPRSB	48"
LH60BLPRSB	60"
LH60CLPRSB	60"

PARWIRE GLIDE BASKET LABEL HOLDERS	
MODEL	WIDE
LH36BLSO	36"
LH36CLSO	36"
LH48BLSO	48"
LH48CLSO	48"
LH60BLSO	60"
LH60CLSO	60"

## 3-INCH LABEL HOLDERS

Compatible with our ParWire®, ParWall®, ParStor®, LogiCell®, and LQS Wire Shelving, our variety of 3-Inch Label Holder colors aid in color coding inventory, making supplies easier to find. These 1" W x 3" H Label Holders include a loop for attaching to Shelves or Baskets, come in bags of 50, and can be used on ParWire Basket Shelving and LQS Shelving. Choose from 12 colors; Blue, Red, Pink, Yellow, Orange, Dark Purple, Berry, Green, Purple, Opaque, Black, and Bright White.



MODEL# LH3-BLUE



(Actual color may vary, depending on your monitor setting or press run.)

3-INCH LABEL HOLDERS	
MODEL	COLOR
LH3-BLUE	Blue
LH3-RED	Red
LH3-PINK	Pink
LH3-YELLOW	Yellow
LH3-ORANGE	Orange
LH3-DKPRPL	Dark Purple
LH3-BERRY	Berry
LH3-GREEN	Green
LH3-PURPLE	Purple
LH3	Opaque
LH3-BLACK	Black
LH3-BRWWHITE	Bright White

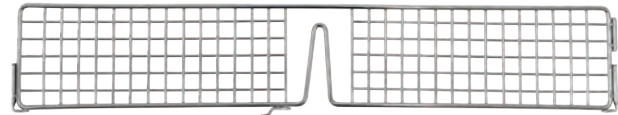
# PARWIRE® & PARWALL® ACCESSORIES - DIVIDERS

## ADD FINE MESH & STANDARD DIVIDERS

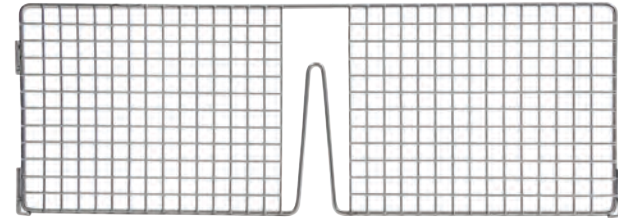
Create custom column sizes within **Basket Shelves** with our **Standard** and **Fine Mesh Dividers**. These chrome plated **Dividers** come in 12", 18", and 24" wide models. **NOTE:** 12" Dividers can ONLY be used on **ParWall®**. The 18" Dividers can be used on both **ParWire®** and **ParWall**. The 24" Dividers can ONLY be used on **ParWire**.

FINE MESH DIVIDERS*	
MODEL	W x H - IN..
DVW123FMPF	12 x 3
DVW126FMPF	12 x 6
DVW183FMPF	18 x 3
DVW186FMPF	18 x 6
DVW246FMPF	24 x 6

\*Contact Customer Support for additional divider sizes




MODEL # DVW183FMPF




MODEL # DVW186FMPF

FINE MESH SLANTED DIVIDERS	
MODEL	W x H - IN.
DVW126FMPF-SL	12 x 6
DVW186FMPF-SL	18 x 6
DVW246FMPF-SL	24 x 6



MODEL # DVW186FMPF-SL

DIVIDERS	
MODEL	W x H - IN.
DVW126-2	12 x 6
DVW186-2	18 x 6
DVW246-2	24 x 6



MODEL # DVW186-2

## ADD FINE MESH & STANDARD SUB-DIVIDERS


Leverage **Fine Mesh** and **Standard Sub-Dividers** to create multiple "bins" within each column with using traditional **Bins**.

FINE MESH SUB-DIVIDERS	
MODEL	W x H - IN.
DVW33FMPF	3 x 3



MODEL # DVW33FMPF

STANDARD SUB-DIVIDERS	
MODEL	W x H - IN.
DVW44PF	4 x 4
DVW63PF	6 x 3
DVW64PF	6 x 4
DVW66PF	6 x 6
DVW104PF	10 x 4
DVW184PF	18 x 4



MODEL # DVW184PF





[www.logiquip.com](http://www.logiquip.com)

(800) 665-3760 | [customersupport@logiquip.net](mailto:customersupport@logiquip.net)

5.2023