

Dri-Stor EndoTrack

Quick Guide

CHECKING-IN A SCOPE



Hangers


1	2	3	4	5
6	7	8	9	10
11	12	13	14	15
16	17	18	19	20

Scan user badge to start

MANUAL ENTRY

Scan ID

Please Scan the identifier of the Scope



Scan to Start or

MANUAL ENTRY

CANCEL

Manual User Entry

Please enter user identifier

1 2 3 4 5 6 7 8 9 0 [X]
q w e r t y u i o p
a s d f g h j k l
z x c v b n m [↑]

ENTER **CANCEL**

Manual Scope Entry

Please enter user identifier

1 2 3 4 5 6 7 8 9 0 [X]
q w e r t y u i o p
a s d f g h j k l
z x c v b n m [↑]


ENTER **CANCEL**

Confirm

Confirm you would like to check in a scope

YES **NO**

Thanks



Thank you! We confirm your scope was checked into hanger

1

Another Scope?

YES **NO**



AUTO MODE



MANUAL ENTRY

Dri-Stor EndoTrack

Quick Guide

CHECKING-OUT A SCOPE



Hangers


1	2	3	4	5
6	7	8	9	10
11	12	13	14	15
16	17	18	19	20

Scan user badge to start

MANUAL ENTRY

Scan ID

Please Scan the identifier of the Scope



Scan to Start or

MANUAL ENTRY

CANCEL

Manual User Entry

Please enter user identifier

1	2	3	4	5	6	7	8	9	0	ⓧ
q	w	e	r	t	y	u	i	o	p	
a	s	d	f	g	h	j	k	l		
↑	z	x	c	v	b	n	m	↑		

ENTER **CANCEL**


Manual Scope Entry

Please enter user identifier

1	2	3	4	5	6	7	8	9	0	ⓧ
q	w	e	r	t	y	u	i	o	p	
a	s	d	f	g	h	j	k	l		
↑	z	x	c	v	b	n	m	↑		

ENTER **CANCEL**

Confirm

Confirm you would like to check out  scope

YES **NO**

Thanks

Thank you! We confirm your scope was checked out by hanger

1

Another Scope?

YES **NO**

TUBING

On a regular basis, check for cracks, discoloration, and loss of tubing flexibility. Tubing should be cleaned on a weekly basis or at the hospital's discretion, using either of these two processes.

High Level Disinfectant

- Wash using a hospital approved enzymatic cleaner.
- Manually flush and soak or put through an Automatic Endoscope Reprocessing cycle using a hospital approved High Level Disinfectant. See Dri-Stor User Guide for approved High Level Disinfectants.
- After HLD cycle, rinse and wipe the tubing exterior
- Install in the cabinet so the tubing interior can be dried prior to connecting to an endoscope.

FILTERS

MODEL #	DESCRIPTION
40000MFF	Main HEPA filter
40000PPFK	Annual filter change kit
40000CPHF	Channel purge filter
40000EF	External filter

Steam Sterilizer

- Wash using a hospital approved enzymatic cleaner.
- Autoclave parameters are: 270 degree C (132 degree F) for four minute cycle.